

Benchmark

Benchmark	SONIA + 2-4%
Benchmark Category	Target
IA Sector	Absolute Return

Identification Codes

Sedol Code	BG08748
Mex Code	-
Isin Code	GB00BG087484
Citi Code	Q4R5

Fund Overview

Mid (23/08/2024)	126.64p
Historic yield	3.83%
Fund size (31/05/2024)	£41.57m
Number of holdings	1185
Ongoing Charges	0.43%
Launch date	13/12/2016

Fund Charges

Entry Charge	0.00%
Ongoing Charges	0.43%

Fund Background

Valuation frequency	Daily
Valuation point	12:00
Fund type	OEIC
Launch price	£1.00
Fund currency	Pound Sterling
Fund domicile	United Kingdom
ISA allowable	Yes
SIPP allowable	Yes

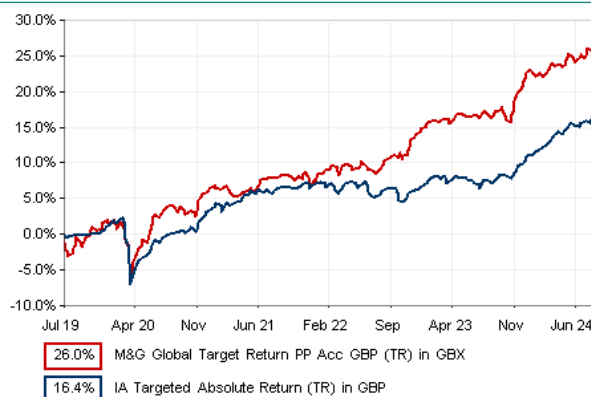
Dealing

Minimum Investment	-
Minimum Top Up	-
Minimum Regular Saving	-
Settlement Period: Buy	-
Settlement Period: Sell	-
Pricing Basis	None
Dealing Decimals	-

Aims

The Fund aims to achieve a total return (the combination of income and capital growth) of at least 2-4%, per annum above the Sterling Overnight Index Average (SONIA), before any charges are taken, in any market conditions and over any three year period. The Fund aims to achieve this while seeking to minimise the degree to which the value of the Fund fluctuates over time (volatility), while also seeking to limit monthly losses. Managing the Fund in this way reduces its ability to achieve returns significantly above SONIA plus 2-4%. There is no guarantee that the Fund will achieve a positive return over three years, or any other, period, and investors may not get back the original amount they invested.

Performance



Discrete performance - to last month end

	31/07/19 to 31/07/20	31/07/20 to 31/07/21	31/07/21 to 31/07/22	31/07/22 to 31/07/23	31/07/23 to 31/07/24
Fund	4.0%	3.7%	1.3%	7.4%	7.3%
Sector	-0.4%	6.6%	-0.3%	1.5%	8.3%
Rank	19/67	49/69	23/73	8/78	49/79
Quartile	2	3	2	1	3

Annualised performance

	3 Years to 31/07/24	Annualised 5 Years to 31/07/24	10 Years to 31/07/24
Fund	5.3%	4.7%	n/a
Sector	3.1%	3.1%	2.4%
Rank	15/73	17/67	n/a
Quartile	1	1	n/a

Fund Managers



Name: Tristan Hanson
Manager for: 7 years, 8 months

Ratings

FE Crown



Group Details

Group name	M&G Investments
Group address	10 Fenchurch Avenue London EC3M 5AG United Kingdom
Group telephone	0800 390 390
Dealing telephone	0800 328 3196
Email	info@mandg.co.uk
Homepage	www.mandg.co.uk
Fax number	-

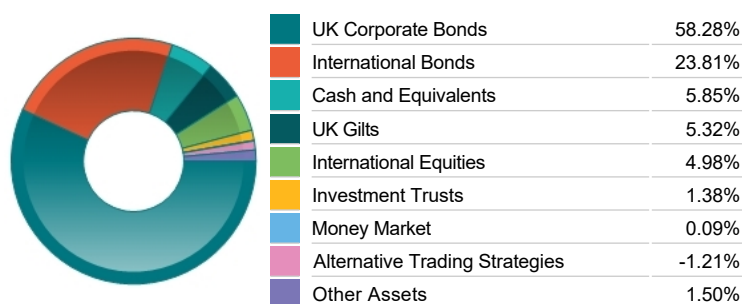
Important Information

- Source of portfolio data: Broadridge. Source of performance data: FE fundinfo. We can't predict the future. Past performance isn't a guide to future performance. The figures shown are intended only to demonstrate performance history of the fund, after allowing for the impact of ongoing charges, but take no account of product charges. Ongoing charges may vary in the future and may be higher than they are now. Fund performance is based upon the movement of the daily price and is shown as total return in GBP with income reinvested. The value of your investment can go down as well as up so you might get back less than you put in. This factsheet is for information purposes only. If there is information or terminology included that you would like to discuss, then please contact an adviser. Investors should refer to their policy documentation and supporting brochures for fund availability, investment strategy, any product information and charges. Every care has been taken in populating this output, however it must be appreciated that neither Broadridge, Prudential nor their sources guarantee the accuracy, adequacy or completeness of this information or make any warranties regarding results from its usage.

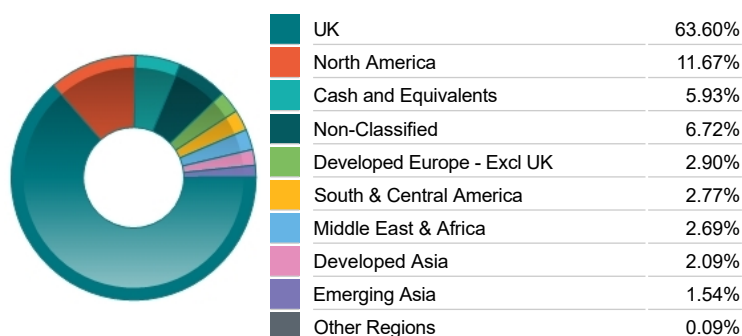
Top 10 Holdings

Name	% Weight	Sector	Country
1 cash	9.32%	Bonds	United Kingdom
2 cash	9.01%	Bonds	United Kingdom
3 cash	8.57%	Bonds	United Kingdom
4 cash	8.27%	Bonds	United Kingdom
5 cash	7.24%	Bonds	United Kingdom
6 cash	5.16%	Bonds	United Kingdom
7 3¾% Treasury Gilt 2053	5.07%	Bonds	United Kingdom
8 MEXICO (UNITED MEXICAN STATES) (GO 7.5% 26/05/2033	4.88%	Bonds	Non-Classified
9 TREASURY (CPI) NOTE 1.375% 15/07/2033	4.02%	Bonds	United States
10 cash	3.01%	Bonds	United Kingdom

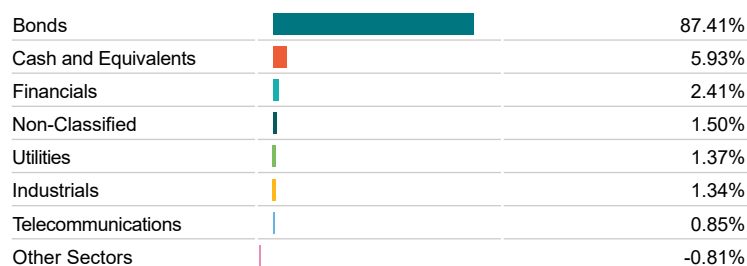
Asset Allocation



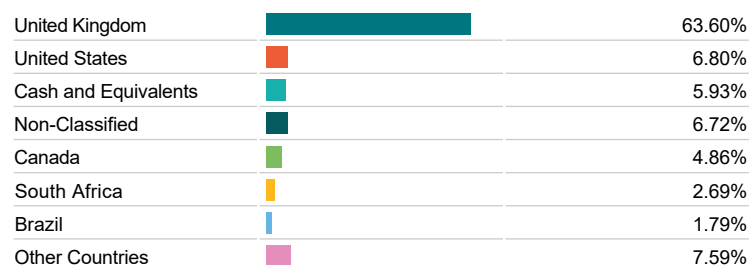
Regional Allocation



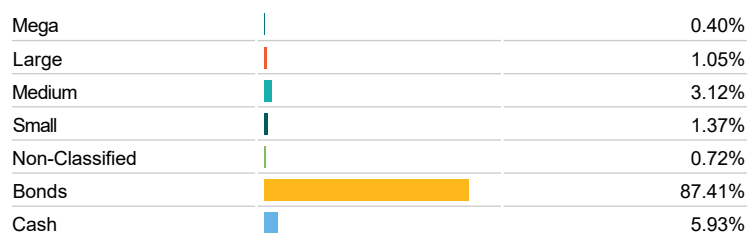
Bond Sector Breakdown



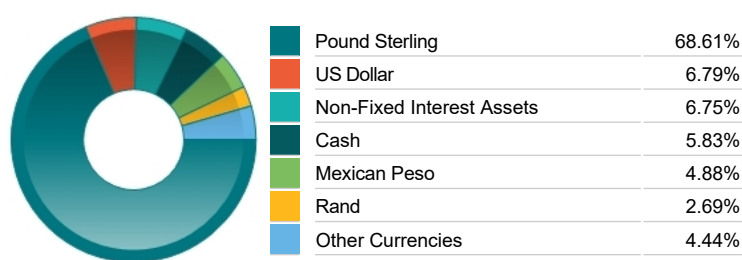
Top Country Breakdown



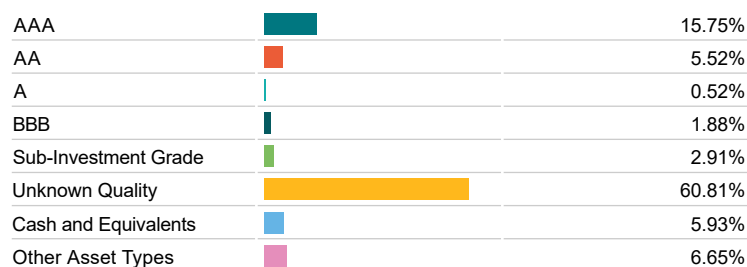
Breakdown By Market Cap (%)



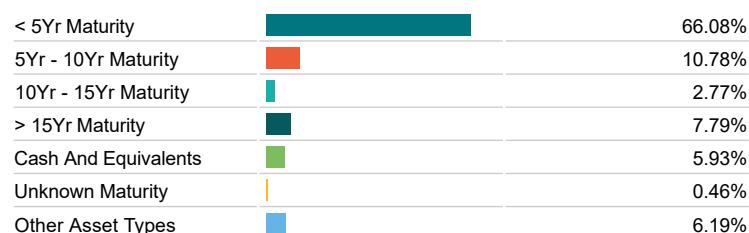
Fixed Interest Currencies



Fixed Interest Quality Profile



Fixed Interest Maturity Profile



Important Information

- The Industry Classification Benchmark is a product of FTSE International Limited and has been licensed for use. "Prudential" is a trading name of The Prudential Assurance Company Limited, which is registered in England and Wales. Registered office at 10 Fenchurch Avenue, London EC3M 5AG. Registered number 15454. Authorised by the Prudential Regulation Authority and regulated by the Financial Conduct Authority and the Prudential Regulation Authority.