

Benchmark

Benchmark	Investment Association Sterling High Yield sector average
Benchmark Category	-
IA Sector	£ High Yield

Identification Codes

Sedol Code	3081671
Mex Code	BGHYCB
Isin Code	GB0030816713
Citi Code	BE79

Fund Overview

Mid (30/08/2024)	118.40p
Distribution yield	7.40%
Underlying yield	7.00%
Fund size (30/06/2024)	£393.14m
Number of holdings	133
Ongoing Charges	0.37%
Launch date	28/02/2002

Fund Charges

Entry Charge	0.00%
Ongoing Charges	0.37%

Fund Background

Valuation frequency	Daily
Valuation point	10:00
Fund type	OEIC
Launch price	£1.00
Fund currency	Pound Sterling
Fund domicile	United Kingdom
ISA allowable	Yes
SIPP allowable	Yes

Dealing

Minimum Investment	£1000
Minimum Top Up	£0
Minimum Regular Saving	-
Settlement Period: Buy	3 days
Settlement Period: Sell	3 days
Pricing Basis	Forward
Dealing Decimals	-

Distribution Dates

Ex dividend date(s)	Income payment date(s)
31 December	28 February
31 March	31 May
30 June	31 August
30 September	30 November

Aims

Investment Objective The Sub-fund aims to produce a combination of income and capital growth. **Investment Policy** The Sub-fund will invest at least 80% in sub-investment grade bonds and will be actively managed. To the extent that the Sub-fund is not fully invested in sub-investment grade bonds, the Sub-fund may also invest in other bonds, shares, other transferable securities, money market instruments, deposits and cash. The bonds in which the Sub-fund invests will be denominated in sterling or denominated in other currencies and hedged back to sterling. The Sub-fund may use derivatives and currency forwards for both investment purposes and in the management of risk.

Performance



Discrete performance - to last month end

	31/08/19 to 31/08/20	31/08/20 to 31/08/21	31/08/21 to 31/08/22	31/08/22 to 31/08/23	31/08/23 to 31/08/24
Fund	1.2%	7.0%	-12.5%	3.1%	14.2%
Sector	0.7%	9.8%	-10.3%	5.4%	11.8%
Rank	13/25	23/27	19/29	27/29	4/29
Quartile	2	4	3	4	1

Annualised performance

	Annualised		
	3 Years to 31/08/24	5 Years to 31/08/24	10 Years to 31/08/24
Fund	1.0%	2.2%	3.3%
Sector	1.8%	3.1%	3.3%
Rank	21/29	22/25	11/21
Quartile	3	4	2

Fund Managers



Name: Faisal Islam Arthur Milson
 Manager for: 0 years, 6 months 1 years, 8 months

Ratings

FE Crown



Group Details

Group name	Baillie Gifford & Co
Group address	Calton Square 1 Greenside Row Edinburgh EH1 3AN
Group telephone	0800 917 4752
Dealing telephone	0800 917 4750
Email	trustenquiries@bailliegifford.com
Homepage	www.bailliegifford.com/intermediaries
Fax number	0131 275 3955


Important Information

- Source of portfolio data: Broadridge. Source of performance data: FE fundinfo. We can't predict the future. Past performance isn't a guide to future performance. The figures shown are intended only to demonstrate performance history of the fund, after allowing for the impact of ongoing charges, but take no account of product charges. Ongoing charges may vary in the future and may be higher than they are now. Fund performance is based upon the movement of the daily price and is shown as total return in GBP with income reinvested. The value of your investment can go down as well as up so you might get back less than you put in. This factsheet is for information purposes only. If there is information or terminology included that you would like to discuss, then please contact an adviser. Investors should refer to their policy documentation and supporting brochures for fund availability, investment strategy, any product information and charges. Every care has been taken in populating this output, however it must be appreciated that neither Broadridge, Prudential nor their sources guarantee the accuracy, adequacy or completeness of this information or make any warranties regarding results from its usage.

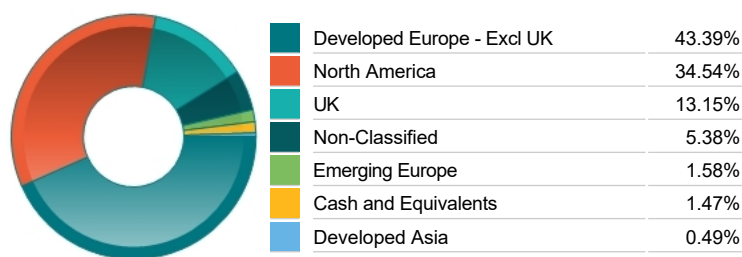
Top 10 Holdings

Name	% Weight	Sector	Country
1 UK T Bill 19/08/2024	2.05%	Bonds	United Kingdom
2 Aggreko 6.125% 2026 (144A)	1.88%	Bonds	Luxembourg
3 EDF 6% 2026 Perp	1.73%	Bonds	France
4 Barclays 7.125% 2025 Perp AT1	1.67%	Bonds	United Kingdom
5 Teva Pharma 7.375% 2029	1.59%	Bonds	Non-Classified
6 IMA E+3.75% FRN 2029	1.48%	Bonds	Non-Classified
7 Brightline East 11% 2030 (144A)	1.46%	Bonds	United States
8 Italmatch Chemicals 10% 2028	1.32%	Bonds	Italy
9 Virgin Media 4.125% 2030 (144A)	1.31%	Bonds	United Kingdom
10 Gannett Hdgs 6% 2026 (144A)	1.31%	Bonds	United States

Asset Allocation



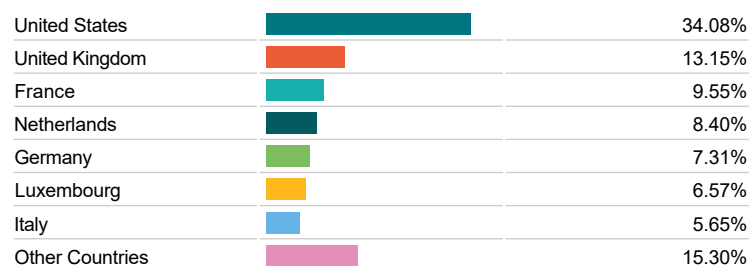
Regional Allocation



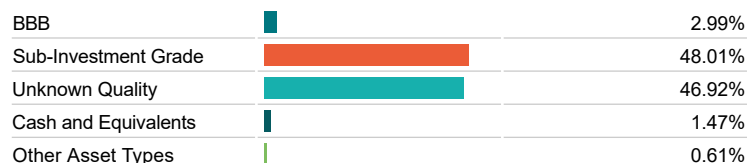
Bond Sector Breakdown



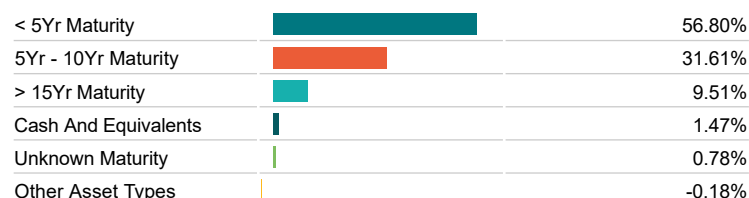
Top Country Breakdown




Fixed Interest Quality Profile



Fixed Interest Maturity Profile



Fixed Interest Currencies



Important Information

The Industry Classification Benchmark is a product of FTSE International Limited and has been licensed for use. "Prudential" is a trading name of The Prudential Assurance Company Limited, which is registered in England and Wales. Registered office at 10 Fenchurch Avenue, London EC3M 5AG. Registered number 15454. Authorised by the Prudential Regulation Authority and regulated by the Financial Conduct Authority and the Prudential Regulation Authority.