

**Benchmark**

Benchmark	MSCI ACWI Index
Benchmark Category	Target
IA Sector	Global

**Identification Codes**

Sedol Code	BG03Y31
Mex Code	-
Isin Code	GB00BG03Y314
Citi Code	Q4R3

**Fund Overview**

Mid (20/12/2024)	140.30p
Historic yield	3.04%
Fund size (31/10/2024)	£462.11m
Number of holdings	46
Ongoing Charges	0.97%
Launch date	05/10/2017

**Fund Charges**

Entry Charge	0.00%
Ongoing Charges	0.97%

**Fund Background**

Valuation frequency	Daily
Valuation point	12:00
Fund type	OEIC
Launch price	£1.00
Fund currency	Pound Sterling
Fund domicile	United Kingdom
ISA allowable	Yes
SIPP allowable	Yes

**Dealing**

Minimum Investment	-
Minimum Top Up	-
Minimum Regular Saving	-
Settlement Period: Buy	-
Settlement Period: Sell	-
Pricing Basis	None
Dealing Decimals	-

**Aims**

The Fund aims to: • Deliver a higher total return (the combination of income and growth of capital), net of the Ongoing Charges Figure, than that of the MSCI ACWI Index over any five-year period and; • Deliver an income stream that increases every year in Sterling terms.

**Performance**



**Discrete performance - to last month end**

	30/11/19 to 30/11/20	30/11/20 to 30/11/21	30/11/21 to 30/11/22	30/11/22 to 30/11/23	30/11/23 to 30/11/24
Fund	4.7%	11.2%	7.8%	-5.5%	11.4%
Sector	-1.2%	8.9%	8.2%	-8.2%	12.0%
Rank	4/26	9/27	12/29	11/33	23/35
Quartile	1	2	2	2	3

**Annualised performance**

	Annualised		
	3 Years to 30/11/24	5 Years to 30/11/24	10 Years to 30/11/24
Fund	4.3%	5.7%	n/a
Sector	3.6%	3.7%	6.3%
Rank	16/29	12/26	n/a
Quartile	3	2	n/a

**Fund Managers**



Name: Alex Araujo  
Manager for: 7 years, 2 months

**Ratings**

FE Crown



**Group Details**

Group name	M&G Investments
Group address	10 Fenchurch Avenue London EC3M 5AG United Kingdom
Group telephone	0800 390 390
Dealing telephone	0800 328 3196
Email	info@mandg.co.uk
Homepage	www.mandg.co.uk
Fax number	-

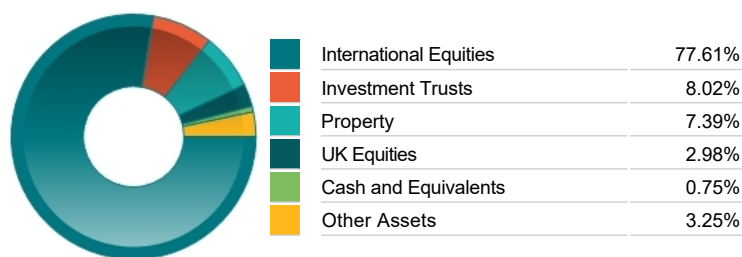
**Important Information**

- Source of portfolio data: Broadridge. Source of performance data: FE fundinfo. We can't predict the future. Past performance isn't a guide to future performance. The figures shown are intended only to demonstrate performance history of the fund, after allowing for the impact of ongoing charges, but take no account of product charges. Ongoing charges may vary in the future and may be higher than they are now. Fund performance is based upon the movement of the daily price and is shown as total return in GBP with income reinvested. The value of your investment can go down as well as up so you might get back less than you put in.
- This factsheet is for information purposes only. If there is information or terminology included that you would like to discuss, then please contact an adviser. Investors should refer to their policy documentation and supporting brochures for fund availability, investment strategy, any product information and charges. Every care has been taken in populating this output, however it must be appreciated that neither Broadridge, Prudential nor their sources guarantee the accuracy, adequacy or completeness of this information or make any warranties regarding results from its usage.

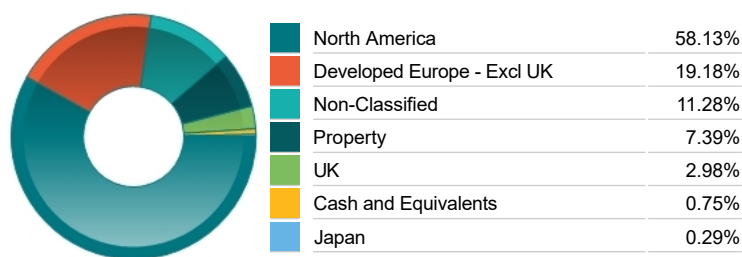
**Top 10 Holdings**

Name	% Weight	Sector	Country
1 CROWN CASTLE INC	4.02%	Real Estate Investment Trusts	United States
2 ALEXANDRIA REAL ESTATE EQUITIES INC	4.02%	Real Estate Investment Trusts	Direct Property and REITs
3 International Public Partnership International Public Partnership Ord GBP0.0001	3.64%	Equity Investment Instruments	Non-Classified
4 THE AES CORPORATION	3.54%	Electricity	United States
5 HICL INFRASTRUCTURE	3.53%	Equity Investment Instruments	Non-Classified
6 FRANCO NEVADA CORP	3.50%	Precious Metals & Mining	Canada
7 EQUINIX	3.24%	Real Estate Investment Trusts	United States
8 EVERSOURCE ENERGY	3.16%	Electricity	United States
9 PRAIRIESKY ROYALTY	3.05%	Non-Renewable Energy	Canada
10 EXELON CORPORATION	3.04%	Electricity	United States

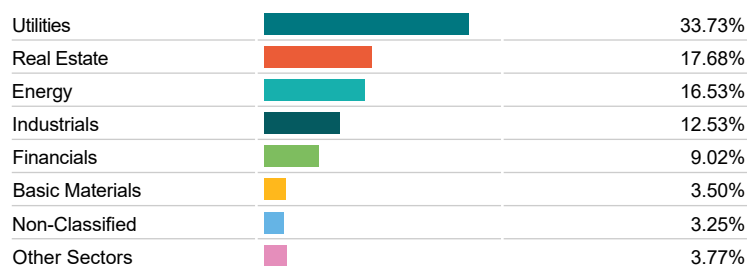
**Asset Allocation**



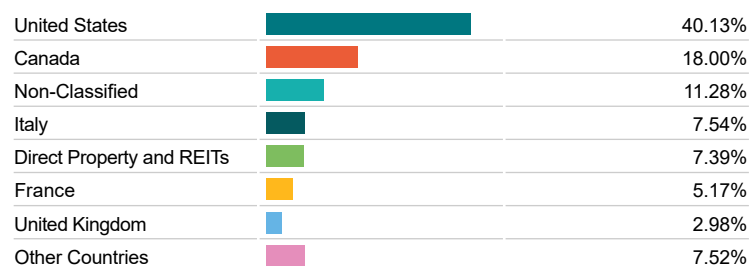
**Regional Allocation**



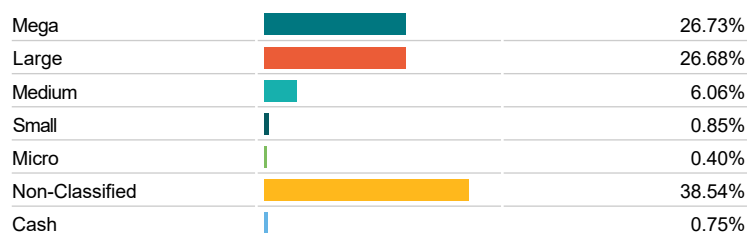
**Equity Sector Breakdown**



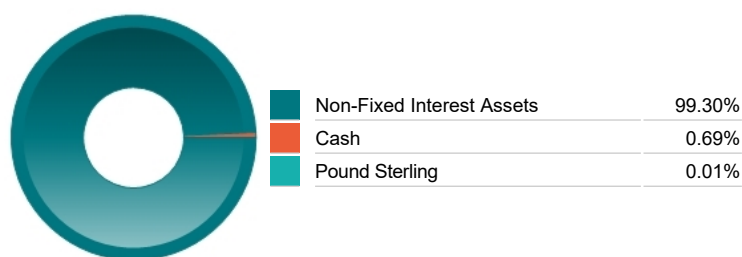
**Top Country Breakdown**



**Breakdown By Market Cap (%)**



**Fixed Interest Currencies**



**Important Information**

- The Industry Classification Benchmark is a product of FTSE International Limited and has been licensed for use.
- "Prudential" is a trading name of The Prudential Assurance Company Limited, which is registered in England and Wales. Registered office at 10 Fenchurch Avenue, London EC3M 5AG. Registered number 15454. Authorised by the Prudential Regulation Authority and regulated by the Financial Conduct Authority and the Prudential Regulation Authority.