

**Benchmark**

Benchmark	Deutsche Numis Smaller Companies Index (excluding Investment Companies)
Benchmark Category	Target
IA Sector	UK Smaller Companies

**Identification Codes**

Sedol Code	B75DFL8
Mex Code	-
Isin Code	GB00B75DFL82
Citi Code	OZFS

**Fund Overview**

Mid (23/08/2024)	2698.94p
Historic yield	1.95%
Fund size (31/05/2024)	£246.67m
Number of holdings	125
Ongoing Charges	0.93%
Launch date	27/09/1967

**Fund Charges**

Entry Charge	0.00%
Ongoing Charges	0.93%

**Fund Background**

Valuation frequency	Daily
Valuation point	12:00
Fund type	OEIC
Launch price	£2.50
Fund currency	Pound Sterling
Fund domicile	United Kingdom
ISA allowable	Yes
SIPP allowable	Yes

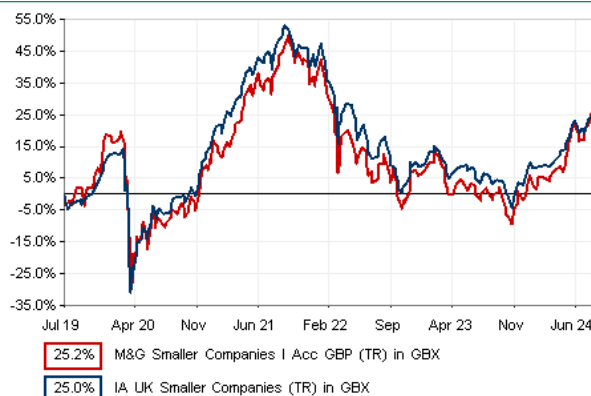
**Dealing**

Minimum Investment	-
Minimum Top Up	-
Minimum Regular Saving	-
Settlement Period: Buy	3 days
Settlement Period: Sell	3 days
Pricing Basis	Forward
Dealing Decimals	3

**Aims**

The Fund aims to deliver a higher total return (the combination of capital growth and income) than the Numis Smaller Companies (ex Investment Trust) Index, net of the Ongoing Charge Figure, over any five year period.

**Performance**



**Discrete performance - to last month end**

	31/07/19 to 31/07/20	31/07/20 to 31/07/21	31/07/21 to 31/07/22	31/07/22 to 31/07/23	31/07/23 to 31/07/24
Fund	-9.2%	51.5%	-20.2%	-7.3%	23.1%
Sector	-5.9%	54.6%	-19.9%	-8.4%	17.2%
Rank	31/46	31/46	25/47	20/48	8/48
Quartile	3	3	3	2	1

**Annualised performance**

	Annualised		
	3 Years to 31/07/24	5 Years to 31/07/24	10 Years to 31/07/24
Fund	-3.1%	4.6%	6.6%
Sector	-4.9%	4.6%	6.9%
Rank	14/47	20/46	29/41
Quartile	2	2	3

**Fund Managers**



Name: Garfield Kiff  
 Manager for: 9 years, 2 months

**Ratings**

FE Crown



**Group Details**

Group name	M&G Investments
Group address	10 Fenchurch Avenue London EC3M 5AG United Kingdom
Group telephone	0800 390 390
Dealing telephone	0800 328 3196
Email	info@mandg.co.uk
Homepage	www.mandg.co.uk
Fax number	-

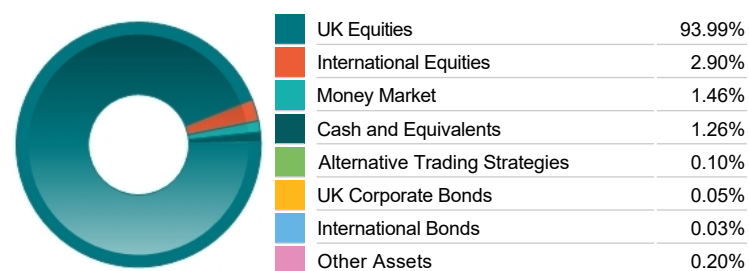
**Important Information**

- Source of portfolio data: Broadridge. Source of performance data: FE fundinfo. We can't predict the future. Past performance isn't a guide to future performance. The figures shown are intended only to demonstrate performance history of the fund, after allowing for the impact of ongoing charges, but take no account of product charges. Ongoing charges may vary in the future and may be higher than they are now. Fund performance is based upon the movement of the daily price and is shown as total return in GBP with income reinvested. The value of your investment can go down as well as up so you might get back less than you put in. This factsheet is for information purposes only. If there is information or terminology included that you would like to discuss, then please contact an adviser. Investors should refer to their policy documentation and supporting brochures for fund availability, investment strategy, any product information and charges. Every care has been taken in populating this output, however it must be appreciated that neither Broadridge, Prudential nor their sources guarantee the accuracy, adequacy or completeness of this information or make any warranties regarding results from its usage.

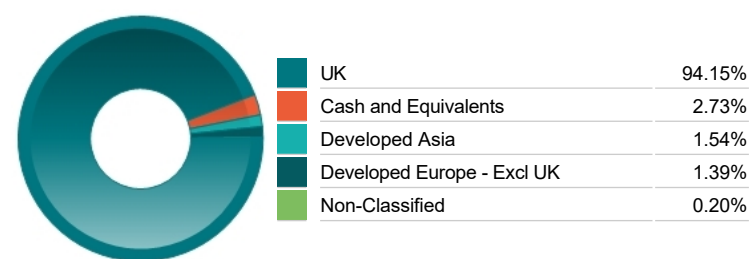
Top 10 Holdings

Name	% Weight	Sector	Country
1 HILL & SMITH	4.01%	Industrial Metals & Mining	United Kingdom
2 PREMIER FOODS	3.46%	Food Producers	United Kingdom
3 M&C SAATCHI	2.22%	Media	United Kingdom
4 COATS GROUP	2.20%	General Industrials	United Kingdom
5 ALFA FINANCIAL SOFTWARE HOLDINGS	2.10%	Software & Computer Services	United Kingdom
6 WILMINGTON	2.10%	Media	United Kingdom
7 AJ BELL	2.05%	Investment Banking & Brokerage Services	United Kingdom
8 LANCASHIRE HLDGS	1.93%	Non-life Insurance	United Kingdom
9 ALPHA GROUP INTERNATIONAL	1.87%	Investment Banking & Brokerage Services	United Kingdom
10 EVOKE	1.86%	Travel & Leisure	United Kingdom

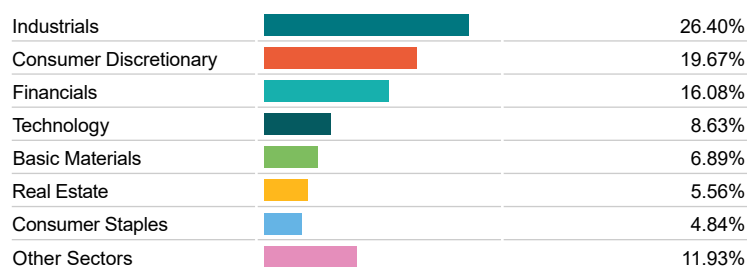
Asset Allocation



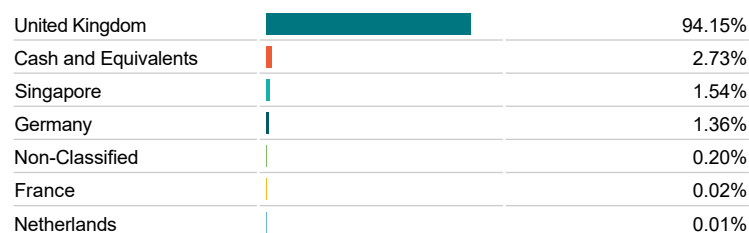
Regional Allocation



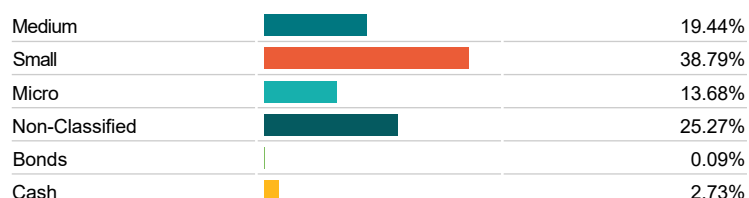
Equity Sector Breakdown



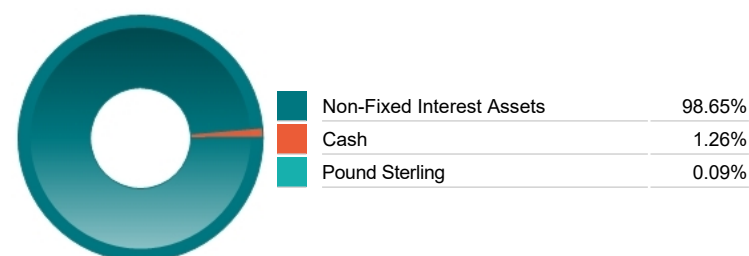
Top Country Breakdown



Breakdown By Market Cap (%)



Fixed Interest Currencies



Important Information

- The Industry Classification Benchmark is a product of FTSE International Limited and has been licensed for use. "Prudential" is a trading name of The Prudential Assurance Company Limited, which is registered in England and Wales. Registered office at 10 Fenchurch Avenue, London EC3M 5AG. Registered number 15454. Authorised by the Prudential Regulation Authority and regulated by the Financial Conduct Authority and the Prudential Regulation Authority.