

Benchmark

Benchmark	Not benchmarked
ABI Sector	Unclassified

Identification Codes

Sedol Code	BP0PLQ2
Mex Code	PRAAYY
Isin Code	GB00BP0PLQ29
Citi Code	VS9A

Fund Overview

Bid (02/07/2024)	111.10
Offer	n/a
Fund size	-
Launch date	30/05/2022

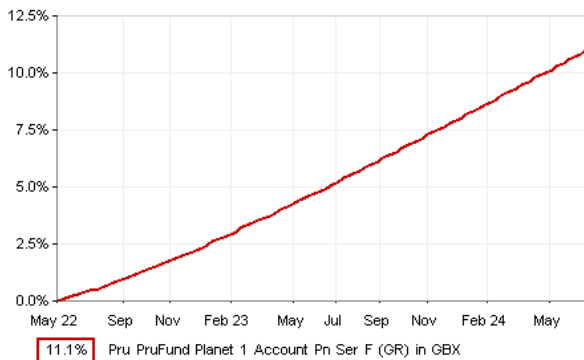
Fund Charges

Annual Management Charge (AMC)	0.80%
Further Costs	0.23%
Yearly Total	1.03%

Aims

The fund aims to produce growth over the medium to long-term (5 to 10 years or more) while smoothing some of the ups and downs of short-term investment performance. The fund spreads investment risk by investing in a range of different asset types, which currently includes UK and international equities, property, fixed interest securities, index-linked securities and other specialist investments. The fund is actively managed and aims to limit the fluctuations ('volatility') the fund experiences to 9% per annum (before smoothing). There is no guarantee the fund will achieve its objective of managing the volatility below this limit. In addition to generating financial returns most of the underlying funds apply at least one of the three ESG investing approaches: 1. Mitigating Environmental, Social and Governance risks and minimising negative outcomes 2. Pursuing Environmental, Social and Governance opportunities 3. Focussing on addressing environmental and social issues.

Performance



Discrete performance - to last month end

	30/06/19 to 30/06/20	30/06/20 to 30/06/21	30/06/21 to 30/06/22	30/06/22 to 30/06/23	30/06/23 to 30/06/24
Fund	n/a	n/a	n/a	4.9%	5.6%

Annualised performance

	Annualised		
	3 Years to 30/06/24	5 Years to 30/06/24	10 Years to 30/06/24
Fund	n/a	n/a	n/a

Fund Managers



























Name: M&G Treasury & Investment office (Phil Butler and Paul Parascandolo)
 Manager for: 2 years, 11 months

Important Information

- Because of changes in exchange rates the value of your investment, as well as any money you take from it, can go down as well as up.
- We can't predict the future. Past Performance isn't a guide to future performance. For the range of PruFund funds, what you receive will depend on the value of the underlying investments, the smoothing process, our charges, and when you take your money out.
- Source of portfolio data: Broadridge. Source of performance data: FE fundinfo. We can't predict the future. Past performance isn't a guide to future performance. The figures shown are intended only to demonstrate performance history of the fund, after allowing for the impact of fund charges and further costs, but take no account of product charges, or any Annual Management Charge paid for by the deduction of units. Charges and further costs may vary in the future and may be higher than they are now. Fund performance is based upon the movement of the daily price and is shown as total return in GBP with gross income reinvested. The value of your investment can go down as well as up so you might get back less than you put in.
- This factsheet is for information purposes only. If there is information or terminology included that you would like to discuss, then please contact an adviser. Investors should refer to their policy documentation and supporting brochures for fund availability, investment strategy, any product information and charges. Every care has been taken in populating this output, however it must be appreciated that neither Broadridge, Prudential nor their sources guarantee the accuracy, adequacy or completeness of this information or make any warranties regarding results from its usage.

Asset Allocation

Name		% Weight
UK Investment Grade		16.80%
Asia Fixed Interest		12.10%
US Investment Grade		10.60%
Emerging Market Debt		6.40%
UK Property		6.00%
Europe Investment Grade		5.00%
Cash & Equivalents		4.70%
Infrastructure		4.60%
UK Equities		3.90%
Private Equity		3.80%
North American Equities		3.50%
Lower Risk Private Credit		3.50%
Global High Yield		3.40%
Private High Yield		3.40%
Asia ex. Japan Equities		2.40%
Tactical Investment Opportunities		1.70%
US Treasury		1.60%
Global Emerging Markets Equities		1.20%
Asia Property		1.10%
Japanese Equities		1.00%
US High Yield		1.00%
European Equities		0.80%
Europe ex UK property		0.80%
North America Property		0.70%

Important Information

- Because of changes in exchange rates the value of your investment, as well as any money you take from it, can go down as well as up. We can't predict the future. Past Performance isn't a guide to future performance. For the range of PruFund funds, what you receive will depend on the value of the underlying investments, the smoothing process, our charges, and when you take your money out.
- "Prudential" is a trading name of The Prudential Assurance Company Limited (PACL), which is registered in England and Wales. Registered office at 10 Fenchurch Avenue, London EC3M 5AG. Registered number 15454. Authorised by the Prudential Regulation Authority and regulated by the Financial Conduct Authority and the Prudential Regulation Authority.

Environmental, Social and Governance (ESG) related fund measures

Explanation of Climate Metric

The Weighted Average Carbon Intensity (WACI) is a metric used to report our funds' carbon (CO₂) emissions based on the companies the fund invests in. It is a measure of how much CO₂ is being emitted per million of sales by those companies. For investment in Property we work out a Greenhouse Gas Intensity metric. This differs slightly from the WACI as it's based on emissions per million of assets under management. The level of carbon emissions is not a specific fund objective.

ESG Category Definition

ESG Risk Focused

An approach that considers the risk of impacts on the value of an investment caused by an ESG issue. For example, considering where a company's share price might be impacted by the possible negative effects of its products, services or operations. A broad range of exclusions are applied*.

ESG Opportunity Focused

An approach that actively looks to invest in ESG opportunities. For example, by investing in companies that aim to operate in a more sustainable way, compared to their competitors, over time and therefore potentially giving them an advantage. A broad range of exclusions are applied*.

ESG Solution Focused

An approach that proactively looks for solutions to ESG challenges. For example, this could mean investing in solutions that target pressing social or environmental issues. A broad range of exclusions are applied*.

Climate Metric

Weighted Average Carbon Intensity - source: MSCI	76.8
Greenhouse Gas Intensity (Property) - source: Evora	2.8
Coverage (number of funds covered)	25 out of 31

ESG Category Breakdown

	Weight
^ ESG Risk Focused	16.83%
Cash	
M&G Asian Property	
M&G European Property	
Prudential Real Estate Limited Partnership	
Morgan Stanley Prime Property Fund	
M&G Asia Property Fund	
BlackRock iShares US Dollar Corporate Bond ETF	
^ ESG Opportunity Focused	29.88%
Ecofin US Renewables Infrastructure	
M&G ESG Emerging Market Debt	
M&G ESG High Yield	
M&G MASA (Multi Asset Sustainable Allocation)	
M&G Residential Fund	
M&G Sustainable Loan Fund	
BlackRock ESG UK Optimised	
BlackRock ESG Japan Optimised	
BlackRock ESG Asia Ex-Japan Optimised	
BlackRock ESG Global Emerging Markets Optimised	
M&G (ACS) BlackRock Europe ex UK Equity Fund	
Manulife Sustainable Asia Bond Fund	
M&G (ACS) BlackRock US Equity Fund	
M&G Real Estate Residential Fund	
^ ESG Solution Focused	52.18%
M&G Better Health	
M&G Impact Financing Fund GBP Series C	
M&G Positive Impact	
Pictet Global Environmental Opportunities	
Private Equity Impact Fund	
Robeco Gender Equality Impact	
Robeco Sustainable Water	
Wellington Climate Strategy Fund	
Wellington Global Impact Bond	
M&G Lux Raif Catalyst Capital Fund	
M&G Real Impact Fund	
Threadneedle UK Social Bond Fund	
M&G Lux Raif Catalyst Credit Fund	
Responsability Asia Sustainable Food Fund II	
Responsability LATAM Sustainable Food Fund I	
^ Uncategorised Assets**	1.11%
ISHARES UK Property UCITS ETF	

ESG Category Aggregated % by Asset Classes

Asset Class	ESG Risk Focused	ESG Opportunity Focused	ESG Solution Focused	Total
Equity	0.00%	7.76%	4.59%	12.35%
Fixed Income	6.03%	19.37%	36.18%	61.58%
Alternatives	0.00%	0.22%	11.45%	11.67%
Property	7.03%	0.95%	0.00%	7.99%
Cash	3.54%	0.00%	0.00%	3.54%
Tactical Asset Allocation	0.00%	1.77%	0.00%	1.77%
Uncategorised Assets	0.00%	0.00%	0.00%	1.10%

Exclusions*

Exclusions (or places we aim to avoid investing in) apply to sectors such as controversial weapons, coal, adult entertainment, gambling and United Nations Global Compact violators (which focus on areas such as human rights, labour standards and anti-corruption). In some instances the funds PruFund Planet invests in may not align with all of these exclusions, although T&IO aim to ensure adherence to their ESG Policy to the greatest extent possible. There are instances where a particular fund may not feature a sector exclusion, but by the nature of its strategy it is unlikely to invest in that sector. For example, a fund investing in the water industry is unlikely to also hold a tobacco company.

You can find out more about PruFund Planet at www.pru.co.uk/investments/investing-for-good/prufund-planet/. For more information specifically about exclusions then please speak to your financial adviser.

Uncategorised Assets**

The percentage amounts held in Risk, Opportunity and Solution Focused may not always add up to exactly 100%. This can be due to an asset that we want to invest into not being immediately available (Property for example). When that happens we may invest in an alternative asset, which we think can give us a similar return, but which isn't categorised. We will aim to minimise the amount of time that we are invested in these alternative assets and, over the longer term, we will always aim to invest in assets that can be categorised as either Risk, Opportunity or Solution Focused.