

Benchmark

Benchmark	FTSE USA
Benchmark Category	-
IA Sector	North America

Identification Codes

Sedol Code	B0CNGT7
Mex Code	LGUTIA
Isin Code	GB00B0CNGT73
Citi Code	LS83

Fund Overview

Mid (19/07/2024)	1155.00p
Historic yield	1.10%
Fund size (31/05/2024)	£8099.72m
Number of holdings	579
Ongoing Charges	0.10%
Launch date	05/12/2005

Fund Charges

Entry Charge	0.00%
Ongoing Charges	0.10%

Fund Background

Valuation frequency	Daily
Valuation point	15:00
Fund type	Unit Trust
Launch price	£1.00
Fund currency	Pound Sterling
Fund domicile	United Kingdom
ISA allowable	Yes
SIPP allowable	Yes

Dealing

Minimum Investment	£1000000
Minimum Top Up	£20000
Minimum Regular Saving	-
Settlement Period: Buy	4 days
Settlement Period: Sell	4 days
Pricing Basis	Forward
Dealing Decimals	3

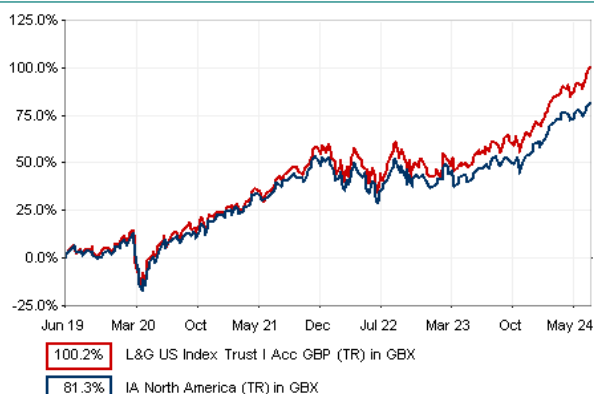
Distribution Dates

Ex dividend date(s)	Income payment date(s)
05 December	05 February
05 June	05 August

Aims

The objective of this fund is to provide growth by tracking the performance of the FTSE USA Index. The fund will invest almost entirely in company shares. The fund's investments will closely match those that make up the Index. The Index consists of a broad spread of US company shares. The fund may use derivatives to reduce risk or cost, or to generate additional capital or income with no, or an acceptably low, level of risk.

Performance



Discrete performance - to last month end

	30/06/19 to 30/06/20	30/06/20 to 30/06/21	30/06/21 to 30/06/22	30/06/22 to 30/06/23	30/06/23 to 30/06/24
Fund	10.4%	27.4%	-1.9%	15.0%	26.2%
Sector	8.4%	27.2%	-3.3%	12.1%	21.3%
Rank	64/200	139/216	90/227	99/242	63/249
Quartile	2	3	2	2	1

Annualised performance

	3 Years to 30/06/24	5 Years to 30/06/24	10 Years to 30/06/24
Fund	12.5%	14.9%	15.7%
Sector	9.6%	12.6%	13.7%
Rank	33/227	36/200	20/128
Quartile	1	1	1

Fund Managers



Name: LGIM Index Fund Management Team
 Manager for: 10 years, 9 months

Group Details

Group name	Legal & General Unit Trust Managers Limited
Group address	Legal & General One Coleman Street London EC2R 5AA
Group telephone	0370 050 0955
Dealing telephone	-
Email	investments@landg.com
Homepage	www.lgim.com
Fax number	-

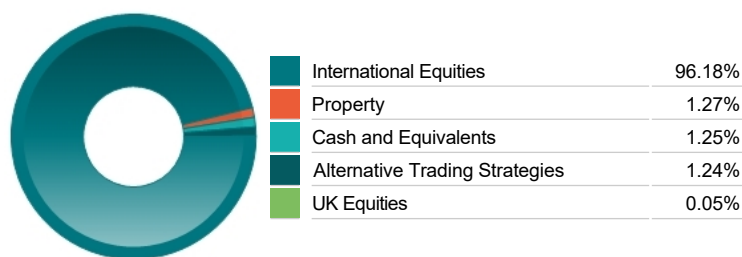
Important Information

- Source of portfolio data: Broadridge. Source of performance data: FE fundinfo. We can't predict the future. Past performance isn't a guide to future performance. The figures shown are intended only to demonstrate performance history of the fund, after allowing for the impact of ongoing charges, but take no account of product charges. Ongoing charges may vary in the future and may be higher than they are now. Fund performance is based upon the movement of the daily price and is shown as total return in GBP with income reinvested. The value of your investment can go down as well as up so you might get back less than you put in. This factsheet is for information purposes only. If there is information or terminology included that you would like to discuss, then please contact an adviser. Investors should refer to their policy documentation and supporting brochures for fund availability, investment strategy, any product information and charges. Every care has been taken in populating this output, however it must be appreciated that neither Broadridge, Prudential nor their sources guarantee the accuracy, adequacy or completeness of this information or make any warranties regarding results from its usage.

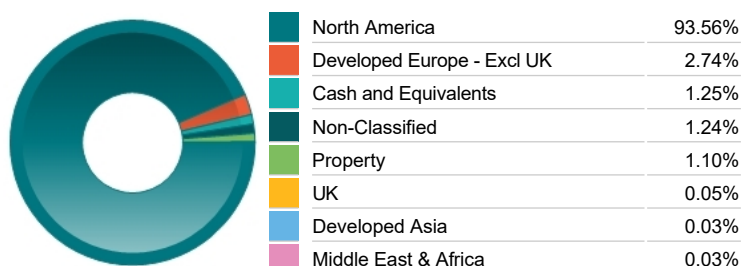
Top 10 Holdings

Name	% Weight	Sector	Country
1 MICROSOFT CORPORATION	6.62%	Software & Computer Services	United States
2 APPLE	6.03%	Technology Hardware & Equipment	United States
3 NVIDIA CORPORATION	5.73%	Technology Hardware & Equipment	United States
4 AMAZON.COM	3.43%	Retailers	United States
5 META PLATFORMS	2.20%	Software & Computer Services	United States
6 ALPHABET INC	2.20%	Software & Computer Services	United States
7 ALPHABET INC	1.87%	Software & Computer Services	United States
8 ELI LILLY AND COMPANY	1.49%	Pharmaceuticals & Biotechnology	United States
9 BROADCOM INC	1.25%	Technology Hardware & Equipment	United States
10 JPMORGAN CHASE & CO	1.24%	Banks	United States

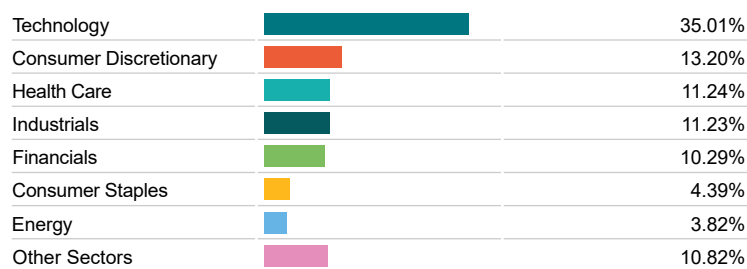
Asset Allocation



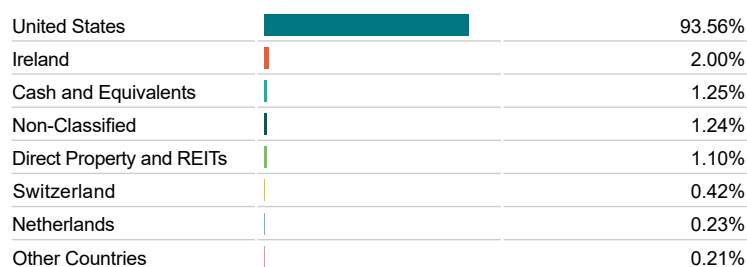
Regional Allocation



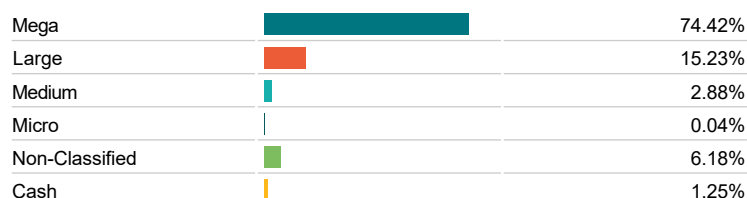
Equity Sector Breakdown



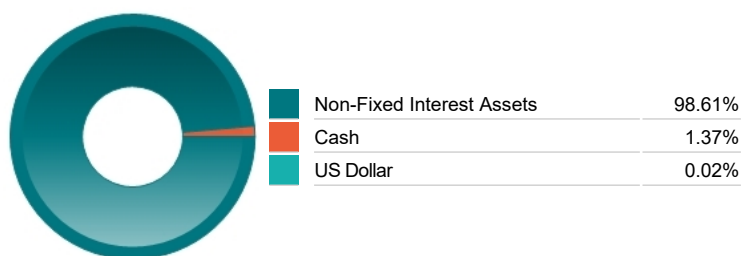
Top Country Breakdown



Breakdown By Market Cap (%)



Fixed Interest Currencies



Important Information

- The Industry Classification Benchmark is a product of FTSE International Limited and has been licensed for use. "Prudential" is a trading name of The Prudential Assurance Company Limited, which is registered in England and Wales. Registered office at 10 Fenchurch Avenue, London EC3M 5AG. Registered number 15454. Authorised by the Prudential Regulation Authority and regulated by the Financial Conduct Authority and the Prudential Regulation Authority.

Commentary

The US equity market ended the year on a positive note, posting a sharp rally in December to reach levels that were last recorded prior to the collapse of Lehman Brothers in Autumn 2008. A whole host of economic data released during the month surprised on the upside, suggesting that the recovery is broadening out, while the US Federal Reserve maintained the target fed funds rate at 0-0.25% and left the US\$600bn treasury purchasing program unchanged. Small businesses optimism (NFIB survey) rose in November to the highest level since early 2008. While the housing and labour market surveys remain the weak links in the economy, the manufacturing and export sectors continue to record strong growth. Despite concerns that the manufacturing recovery would be lacklustre and short-lived, the reality has been very different. December's batch of official data as well as a variety of survey-based indicators, such as NY Empire State and Philly Fed, point to continued momentum in manufacturing activity. In addition to better macroeconomic data, additional fiscal stimulus in the US joined continued monetary policy in supporting risk assets. The payroll tax cut and investment tax relief, as outlined by President Obama, were positives and aimed at stimulating further business spending and job creation. Significantly, cyclical sectors such as homebuilding, construction & engineering, steel and metals & mining led the rally.

Important Information

- "Prudential" is a trading name of The Prudential Assurance Company Limited, which is registered in England and Wales. Registered office at 10 Fenchurch Avenue, London EC3M 5AG. Registered number 15454. Authorised by the Prudential Regulation Authority and regulated by the Financial Conduct Authority and the Prudential Regulation Authority.