

Benchmark

Benchmark	-
Sector	ABI Asia Pacific excluding Japan Equities

Identification Codes

Sedol Code	BFCMQL1
Mex Code	PUWDC
Isin Code	GB00BFCMQL12
Citi Code	PKU6

Fund Overview

Bid (30/08/2024)	129.80
Offer	n/a
Fund size (31/07/2024)	£41.00m
Number of holdings	101
Launch date	09/11/2018

Fund Charges

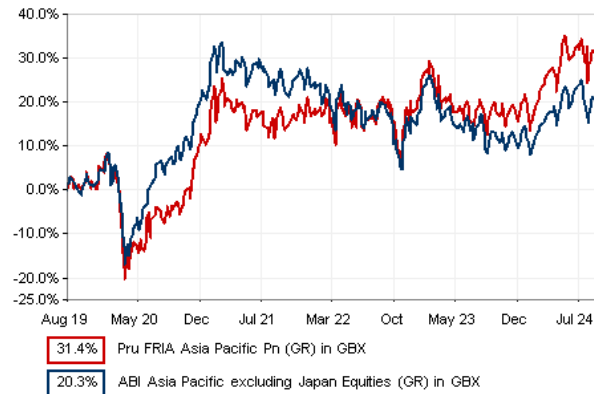
Annual Management Charge (AMC)	1.36%
Further Costs	0.07%
Yearly Total	1.43%

Aims

Objective: The investment strategy of the fund is to purchase units in the M&G Funds (1) - Asia Pacific (ex Japan) Equity fund - the underlying fund.

Underlying Fund Objective: The sub-fund aims to provide a higher total return (capital growth plus income), net of the Ongoing Charge Figure, than the FTSE Custom Asia Pacific ex Japan Country Capped Index over any three-year period.

Performance



Discrete performance - to last month end

	31/08/19 to 31/08/20	31/08/20 to 31/08/21	31/08/21 to 31/08/22	31/08/22 to 31/08/23	31/08/23 to 31/08/24
Fund	-4.5%	22.6%	4.1%	-4.7%	13.2%
Sector	7.2%	17.2%	-3.9%	-7.5%	7.6%
Rank	153/168	47/168	24/170	45/171	44/171
Quartile	4	2	1	2	2

Annualised performance

	Annualised		
	3 Years to 31/08/24	5 Years to 31/08/24	10 Years to 31/08/24
Fund	3.9%	5.6%	n/a
Sector	-1.4%	3.8%	6.1%
Rank	16/170	52/168	n/a
Quartile	1	2	n/a

Ratings

FE Crown




Important Information

- Because of changes in exchange rates the value of your investment, as well as any money you take from it, can go down as well as up.
- Some funds may invest in 'underlying' funds or other investment vehicles. The performance of our fund, compared to what it's invested in won't be exactly the same. That can be due to additional charges, cash management (needed to help people to enter and leave our fund when they want), tax and the timing of investments (this is known as a fund's dealing cycle, it varies between managers and can be several days).
- Source of portfolio data: Broadridge. Source of performance data: FE fundinfo. We can't predict the future. Past performance isn't a guide to future performance. The figures shown are intended only to demonstrate performance history of the fund, after allowing for the impact of fund charges and further costs, but take no account of product charges, or any Annual Management Charge paid for by the deduction of units. Charges and further costs may vary in the future and may be higher than they are now. Fund performance is based upon the movement of the daily price and is shown as total return in GBP with gross income reinvested. The value of your investment can go down as well as up so you might get back less than you put in.
- This factsheet is for information purposes only. If there is information or terminology included that you would like to discuss, then please contact an adviser. Investors should refer to their policy documentation and supporting brochures for fund availability, investment strategy, any product information and charges. Every care has been taken in populating this output, however it must be appreciated that neither Broadridge, Prudential nor their sources guarantee the accuracy, adequacy or completeness of this information or make any warranties regarding results from its usage.


Top 10 Holdings

Name	% Weight	Sector	Country
1 TAIWAN SEMICONDUCTOR MANUFACTURING COMPANY LIMITED	7.61%	Technology Hardware & Equipment	Taiwan
2 SAMSUNG ELECTRONICS CO. LTD	6.54%	Telecommunications Equipment	South Korea
3 AIA GROUP LIMITED	3.92%	Life Insurance	Hong Kong
4 HDFC BANK LIMITED	2.61%	Banks	India
5 DBS GROUP HOLDINGS LTD	2.30%	Banks	Singapore
6 AMCOR	2.24%	General Industrials	United States
7 SUN HUNG KAI PROPERTIES LIMITED	2.08%	Real Estate Investment & Services	Hong Kong
8 CK HUTCHISON HLDGS LTD	2.01%	General Industrials	Hong Kong
9 USD FWD ASSET 15 JUL 2025	1.98%	Non-Classified	Non-Classified
10 UNITED OVERSEAS BANK LIMITED	1.75%	Banks	Singapore

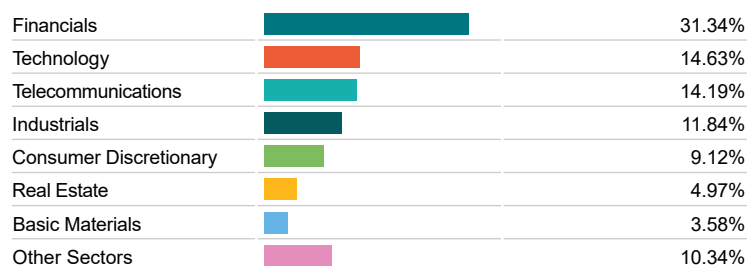
Asset Allocation



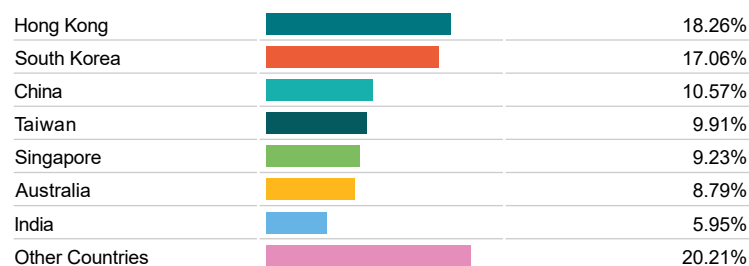
Regional Allocation



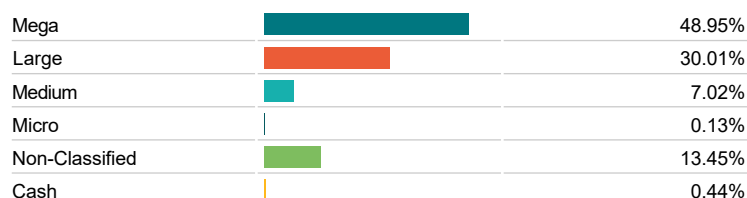
Equity Sector Breakdown



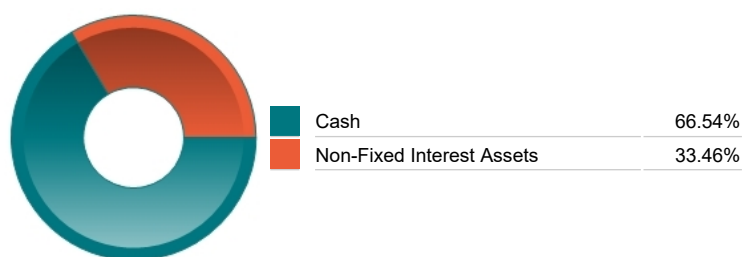
Top Country Breakdown



Breakdown By Market Cap (%)



Fixed Interest Currencies



Important Information

- Because of changes in exchange rates the value of your investment, as well as any money you take from it, can go down as well as up.
- The Industry Classification Benchmark is a product of FTSE International Limited and has been licensed for use.
- "Prudential" is a trading name of The Prudential Assurance Company Limited, which is registered in England and Wales. Registered office at 10 Fenchurch Avenue, London EC3M 5AG. Registered number 15454. Authorised by the Prudential Regulation Authority and regulated by the Financial Conduct Authority and the Prudential Regulation Authority.