

**Benchmark**

Benchmark	Performance Fee Hurdle UK Base Rate
Benchmark Category	-
IA Sector	Targeted Absolute Return

**Identification Codes**

Sedol Code	B5KKCX1
Mex Code	NWGUAR
Isin Code	GB00B5KKCX12
Citi Code	F9A5

**Fund Overview**

Mid (30/08/2024)	202.70p
Historic yield	2.80%
Fund size (31/07/2024)	£909.77m
Number of holdings	275
Ongoing Charges	1.07%
Launch date	14/04/2009

**Fund Charges**

Entry Charge	5.00%
Ongoing Charges	1.07%

**Fund Background**

Valuation frequency	Daily
Valuation point	12:00
Fund type	OEIC
Launch price	£1.00
Fund currency	Pound Sterling
Fund domicile	United Kingdom
ISA allowable	Yes
SIPP allowable	Yes

**Dealing**

Minimum Investment	£500000
Minimum Top Up	£10000
Minimum Regular Saving	-
Settlement Period: Buy	4 days
Settlement Period: Sell	4 days
Pricing Basis	Forward
Dealing Decimals	4

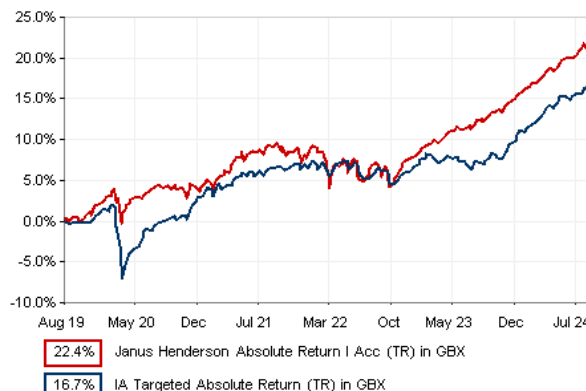
**Distribution Dates**

Ex dividend date(s)	Income payment date(s)
01 December	31 January
01 June	31 July

**Aims**

The fund aims to provide a positive return over the long term whether markets go up or down by investing in UK company shares. Derivatives will be used to help the fund achieve its objective. The fund aims to typically deliver absolute (more than zero) returns in each year, although an absolute return performance is not guaranteed. Over the short term it may experience periods of negative returns so the fund may not achieve this objective.

**Performance**



**Discrete performance - to last month end**

	31/08/19 to 31/08/20	31/08/20 to 31/08/21	31/08/21 to 31/08/22	31/08/22 to 31/08/23	31/08/23 to 31/08/24
Fund	4.2%	4.8%	-3.0%	6.4%	8.6%
Sector	0.2%	6.5%	-0.4%	1.3%	8.4%
Rank	22/67	42/69	41/73	8/78	40/79
Quartile	2	3	3	1	2

**Annualised performance**

	3 Years to 31/08/24	5 Years to 31/08/24	10 Years to 31/08/24
Fund	3.9%	4.1%	3.5%
Sector	3.0%	3.1%	2.4%
Rank	25/73	25/67	17/41
Quartile	2	2	2

**Fund Managers**



Name: Luke Newman  
Manager for: 14 years, 6 months

**Ratings**

FE Crown



**Group Details**

Group name	Janus Henderson Investors
Group address	PO Box 9023 Chelmsford CM99 2WB
Group telephone	0800 832 832
Dealing telephone	0845 608 8703
Email	support@henderson.com
Homepage	www.henderson.com
Fax number	0870 888 3094


**Important Information**

- Source of portfolio data: Broadridge. Source of performance data: FE fundinfo. We can't predict the future. Past performance isn't a guide to future performance. The figures shown are intended only to demonstrate performance history of the fund, after allowing for the impact of ongoing charges, but take no account of product charges. Ongoing charges may vary in the future and may be higher than they are now. Fund performance is based upon the movement of the daily price and is shown as total return in GBP with income reinvested. The value of your investment can go down as well as up so you might get back less than you put in. This factsheet is for information purposes only. If there is information or terminology included that you would like to discuss, then please contact an adviser. Investors should refer to their policy documentation and supporting brochures for fund availability, investment strategy, any product information and charges. Every care has been taken in populating this output, however it must be appreciated that neither Broadridge, Prudential nor their sources guarantee the accuracy, adequacy or completeness of this information or make any warranties regarding results from its usage.

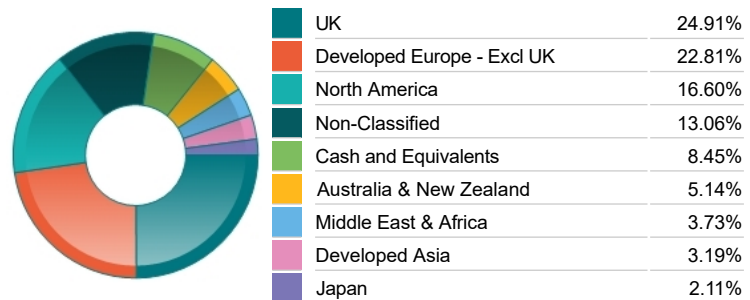
Top 10 Holdings

Name	% Weight	Sector	Country
1 RELX	9.66%	Media	United Kingdom
2 Santander UK PLC CD 5.17% GBP 02-Dec-2024	2.20%	Bonds	United Kingdom
3 Sumitomo Mitsui Banking Corp CD 5.31% GBP 09-Oct-2024	1.88%	Bonds	United Kingdom
4 Mitsubishi UFJ Trust & Banking Corp/London CD 5.37% GBP 20-Sep-2024	1.77%	Bonds	United Kingdom
5 Sumitomo Mitsui Banking Corp CD 5.29% GBP 15-Oct-2024	1.71%	Bonds	United Kingdom
6 ING Bank NV/London CD 5.2% GBP 26-Nov-2024	1.68%	Bonds	Netherlands
7 Sherborne Investors Management (Guernsey) LLC Sherborne Investors (Guernsey) C Ltd Ord	1.68%	Non-Classified	United Kingdom
8 Citibank NA CD 5.28% GBP 11-Nov-2024	1.67%	Bonds	United States
9 UBS AG CD 5.27% GBP 01-Oct-2024	1.45%	Bonds	Switzerland
10 Credit Industriel et Commercial/London CD 5.3% GBP 18-Nov-2024	1.45%	Bonds	France

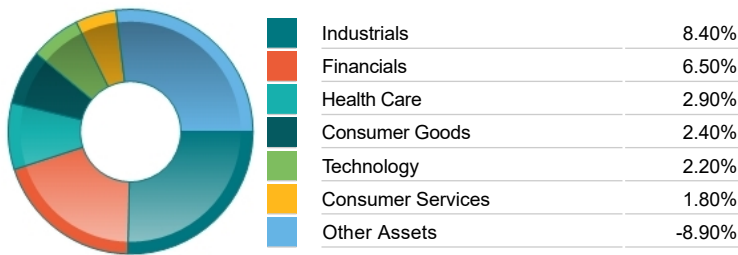
Asset Allocation



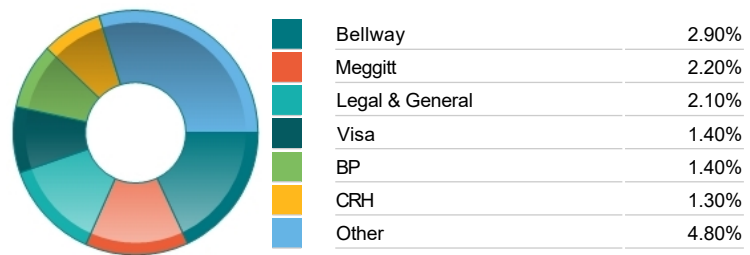
Regional Allocation



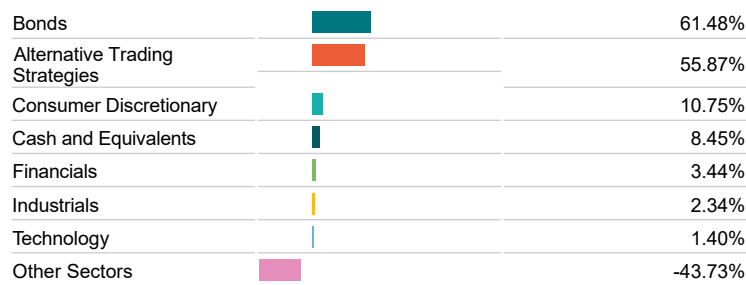
Asset Allocation



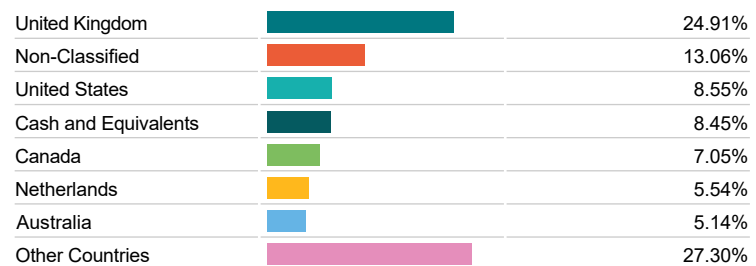
Property Regions



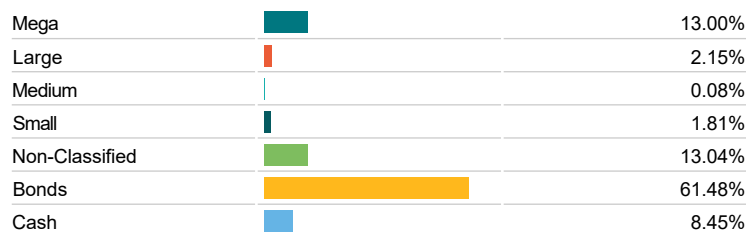
Bond Sector Breakdown



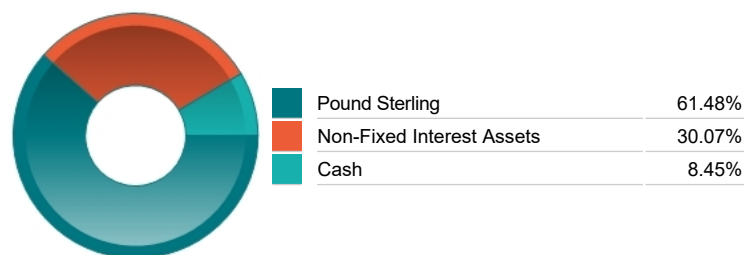
Top Country Breakdown



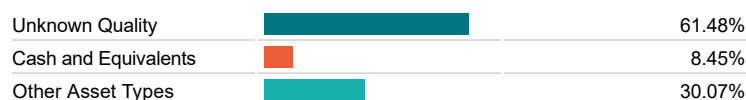
Breakdown By Market Cap (%)



Fixed Interest Currencies



Fixed Interest Quality Profile



Fixed Interest Maturity Profile



Important Information

The Industry Classification Benchmark is a product of FTSE International Limited and has been used as a benchmark for this fund. The Prudential Assurance Company Limited is a trading name of The Prudential Assurance Company Limited, which is registered in England and Wales. Registered office at 10 Fenchurch Avenue, London EC3M 5AG. Registered number 15454. Authorised by the Prudential Regulation Authority and regulated by the Financial Conduct Authority and the Prudential Regulation Authority.