

## Benchmark

Benchmark	LIBOR 3 Month (GBP)
Benchmark Category	-
IA Sector	Absolute Return

## Identification Codes

Sedol Code	B4Y62W7
Mex Code	MYBLEP
Isin Code	GB00B4Y62W78
Citi Code	EYNO

## Fund Overview

Bid (20/12/2024)	193.72p
Offer (20/12/2024)	193.82p
Historic yield	2.54%
Fund size (31/10/2024)	£318.99m
Number of holdings	492
Ongoing Charges	0.91%
Launch date	31/03/2009

## Fund Charges

Entry Charge	0.00%
Ongoing Charges	0.91%

## Fund Background

Valuation frequency	Daily
Valuation point	12:00
Fund type	Unit Trust
Launch price	£1.00
Fund currency	Pound Sterling
Fund domicile	United Kingdom
ISA allowable	Yes
SIPP allowable	Yes

## Dealing

Minimum Investment	£100000
Minimum Top Up	£100
Minimum Regular Saving	-
Settlement Period: Buy	3 days
Settlement Period: Sell	3 days
Pricing Basis	Forward
Dealing Decimals	3

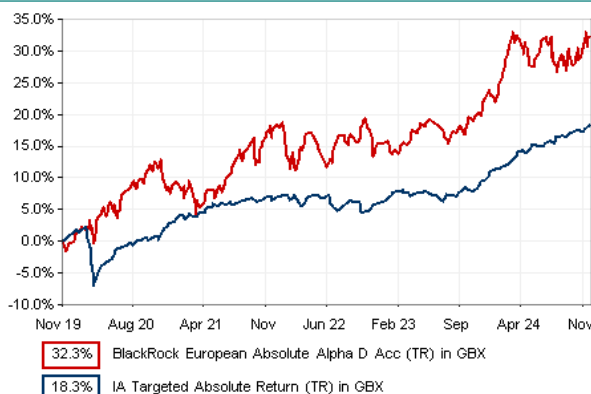
## Distribution Dates

Ex dividend date(s)	Income payment date(s)
01 March	30 April
01 September	31 October

## Aims

BlackRock European Absolute Alpha Fund seeks to achieve a positive absolute return for investors and, as such, the Fund will not be managed against any European equity index. The Fund will seek to achieve this investment objective by taking long positions and using derivatives to take synthetic long and synthetic short investment positions. The Fund will be managed with the aim of delivering absolute (more than zero) returns on a 12 month basis in any market conditions. However, an absolute return is not guaranteed over a 12 month or any period and the Fund may experience periods of negative return. The Fund's capital is at risk. The Fund primarily aims to gain investment exposure to equities and equity-related securities of, or giving exposure to, companies incorporated or listed in the European Economic Area and Switzerland. In order to gain this exposure, the Fund invests primarily in derivatives, equities and equity-related securities and, when determined appropriate, cash and near cash. The Fund may also invest in other transferable securities, permitted money-market instruments, permitted deposits and units in collective investment schemes.

## Performance



## Discrete performance - to last month end

	30/11/19 to 30/11/20	30/11/20 to 30/11/21	30/11/21 to 30/11/22	30/11/22 to 30/11/23	30/11/23 to 30/11/24
Fund	8.6%	8.5%	-2.1%	6.0%	8.2%
Sector	2.3%	3.8%	0.1%	3.1%	7.8%
Rank	14/63	16/66	38/72	19/74	32/74
Quartile	1	1	3	1	2

## Annualised performance

	Annualised		
	3 Years to 30/11/24	5 Years to 30/11/24	10 Years to 30/11/24
Fund	3.9%	5.8%	4.6%
Sector	3.7%	3.4%	2.4%
Rank	25/72	11/63	7/41
Quartile	2	1	1

## Fund Managers



Name: Stefan Gries      David Tovey  
 Manager for: 11 years, 5 months      7 years, 6 months

## Ratings

FE Crown



## Group Details

Group name	BlackRock Investment Management (UK) Limited
Group address	12 Throgmorton Avenue London EC2N 2DL
Group telephone	08457 405 405
Dealing telephone	0800 445522
Email	broker.services@blackrock.com
Homepage	www.blackrock.co.uk
Fax number	020 7743 1135

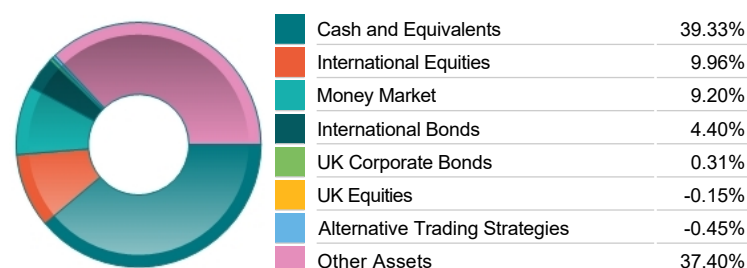
## Important Information

- Source of portfolio data: Broadridge. Source of performance data: FE fundinfo. We can't predict the future. Past performance isn't a guide to future performance. The figures shown are intended only to demonstrate performance history of the fund, after allowing for the impact of ongoing charges, but take no account of product charges. Ongoing charges may vary in the future and may be higher than they are now. Fund performance is based upon the movement of the daily price and is shown as total return in GBP with income reinvested. The value of your investment can go down as well as up so you might get back less than you put in.
- This factsheet is for information purposes only. If there is information or terminology included that you would like to discuss, then please contact an adviser. Investors should refer to their policy documentation and supporting brochures for fund availability, investment strategy, any product information and charges. Every care has been taken in populating this output, however it must be appreciated that neither Broadridge, Prudential nor their sources guarantee the accuracy, adequacy or completeness of this information or make any warranties regarding results from its usage.

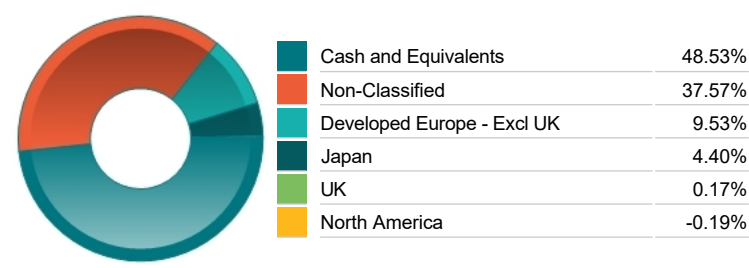
## Top 10 Holdings

Name	% Weight	Sector	Country
1 MIZUHO BANK LTD (LONDON BRANCH)	6.51%	Non-Classified	Non-Classified
2 OMERS FINANCE TRUST	5.64%	Non-Classified	Non-Classified
3 PSP CAPITAL INC	4.66%	Non-Classified	Non-Classified
4 SUMITOMO MITSUI TRUST BANK LTD (LO	4.40%	Bonds	Japan
5 ANTALIS SA	4.38%	Non-Classified	Non-Classified
6 MATCHPOINT FINANCE PLC RegS	4.38%	Non-Classified	Non-Classified
7 NOVO NORDISK A/S	3.40%	Pharmaceuticals & Biotechnology	Denmark
8 MTU AERO ENGINES AG	3.24%	Aerospace & Defence	Germany
9 TOYOTA MOTOR FINANCE (NETHERLANDS)	3.12%	Non-Classified	Non-Classified
10 LINDE PUBLIC LIMITED COMPANY	3.07%	Chemicals	Ireland

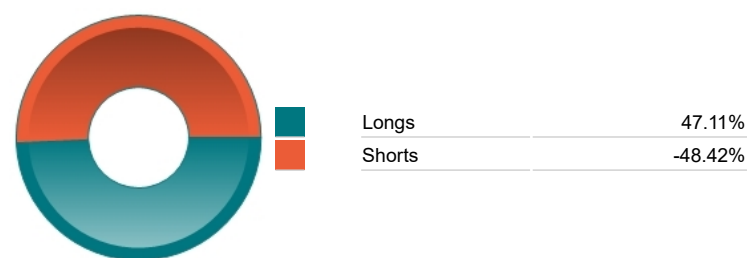
## Asset Allocation



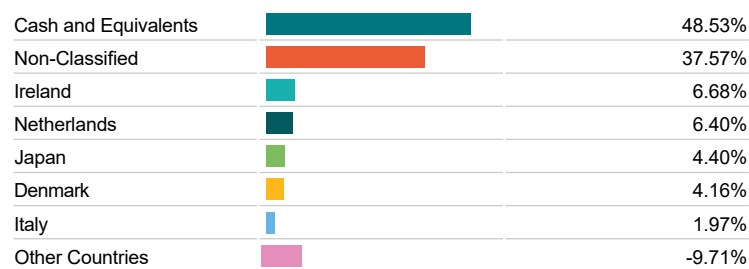
## Regional Allocation



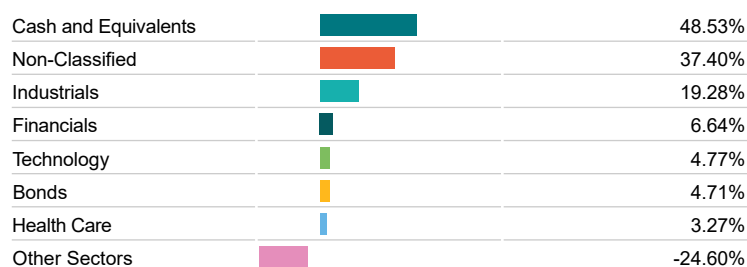
## Asset Allocation



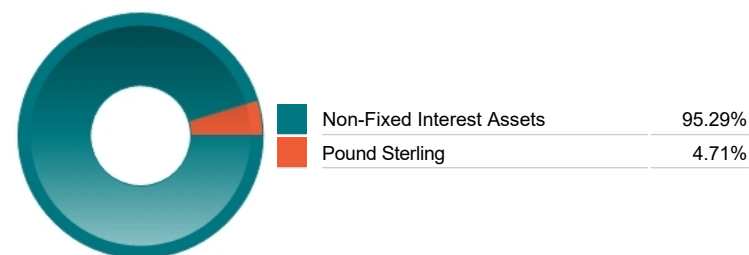
## Top Country Breakdown



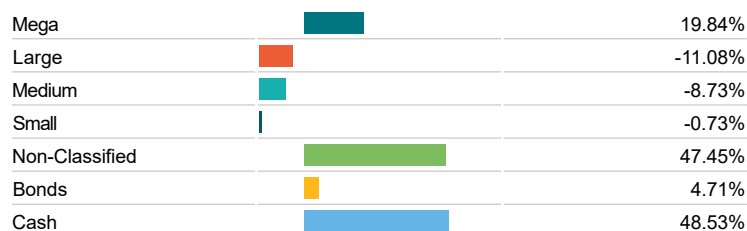
## Equity Sector Breakdown



## Fixed Interest Currencies



## Breakdown By Market Cap (%)



## Important Information

- The Industry Classification Benchmark is a product of FTSE International Limited and has been licensed for use.
- "Prudential" is a trading name of The Prudential Assurance Company Limited, which is registered in England and Wales. Registered office at 10 Fenchurch Avenue, London EC3M 5AG. Registered number 15454. Authorised by the Prudential Regulation Authority and regulated by the Financial Conduct Authority and the Prudential Regulation Authority.