

Benchmark

Benchmark	IA UK Equity Income sector average
Benchmark Category	-
IA Sector	UK Equity Income

Identification Codes

Sedol Code	B1XG915
Mex Code	PCOMQN
Isin Code	GB00B1XG9151
Citi Code	A3E8

Fund Overview

Mid (24/11/2023)	136.90p
Historic yield	4.42%
Fund size (30/11/2023)	£65.85m
Number of holdings	48
Ongoing Charges	0.90%
Launch date	01/11/2012

Fund Charges

Entry Charge	0.00%
Ongoing Charges	0.90%

Fund Background

Valuation frequency	Daily
Valuation point	12:00
Fund type	OEIC
Launch price	£1.00
Fund currency	Pound Sterling
Fund domicile	United Kingdom
ISA allowable	Yes
SIPP allowable	Yes

Dealing

Minimum Investment	£5000000
Minimum Top Up	£1500000
Minimum Regular Saving	-
Settlement Period: Buy	4 days
Settlement Period: Sell	4 days
Pricing Basis	Forward
Dealing Decimals	3

Distribution Dates

Ex dividend date(s)	Income payment date(s)
01 February	31 March
01 May	30 June
01 August	30 September
01 November	31 December

Aims

To achieve income and capital growth. In seeking to achieve its investment objective the fund will aim to deliver an income, net of fees, greater than the yield of the FTSE All-Share Index and a total return (i.e. a combination of income and capital growth), net of fees, greater than the average return of the IA UK Equity Income sector over rolling 3 year periods. The fund primarily invests (at least 70%) a portfolio of UK equities.

Performance

No data available! Please enter a valid code!

Fund Managers



Name: Ed Meier
 Manager for: 7 years, 7 months

Ratings

FE Crown



Group Details

Group name	Jupiter Unit Trust Managers Limited
Group address	The Zig Zag Building, 70 Victoria Street, London, SW1E 6SQ
Group telephone	020 3817 1063
Dealing telephone	0800 561 4000
Email	intermediary-sales-support@jupiteram.com
Homepage	www.jupiteram.com
Fax number	0800 561 4001

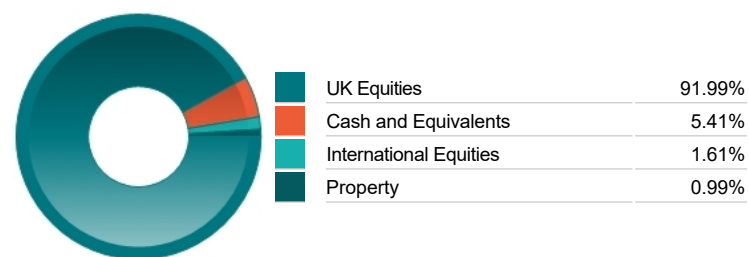
Important Information

- Source of portfolio data: Broadridge. Source of performance data: FE fundinfo. We can't predict the future. Past performance isn't a guide to future performance. The figures shown are intended only to demonstrate performance history of the fund, after allowing for the impact of ongoing charges, but take no account of product charges. Ongoing charges may vary in the future and may be higher than they are now. Fund performance is based upon the movement of the daily price and is shown as total return in GBP with income reinvested. The value of your investment can go down as well as up so you might get back less than you put in. This factsheet is for information purposes only. If there is information or terminology included that you would like to discuss, then please contact an adviser. Investors should refer to their policy documentation and supporting brochures for fund availability, investment strategy, any product information and charges. Every care has been taken in populating this output, however it must be appreciated that neither Broadridge, Prudential nor their sources guarantee the accuracy, adequacy or completeness of this information or make any warranties regarding results from its usage.

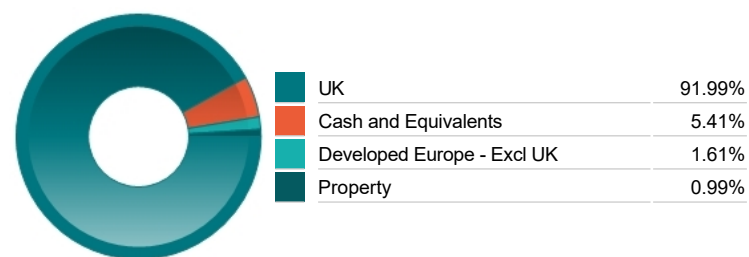
Top 10 Holdings

Name	% Weight	Sector	Country
1 BP	4.79%	Non-Renewable Energy	United Kingdom
2 WHITBREAD	4.52%	Travel & Leisure	United Kingdom
3 DRAX GROUP	4.38%	Electricity	United Kingdom
4 CENTRICA	4.33%	Gas, Water & Multi-utilities	United Kingdom
5 GSK	4.15%	Pharmaceuticals & Biotechnology	United Kingdom
6 SHELL	3.62%	Non-Renewable Energy	United Kingdom
7 SAGE GROUP	3.47%	Software & Computer Services	United Kingdom
8 GLENCORE	3.28%	Industrial Metals & Mining	United Kingdom
9 Diversified Energy Company Plc	2.94%	Non-Classified	United Kingdom
10 ENTAIN	2.89%	Travel & Leisure	United Kingdom

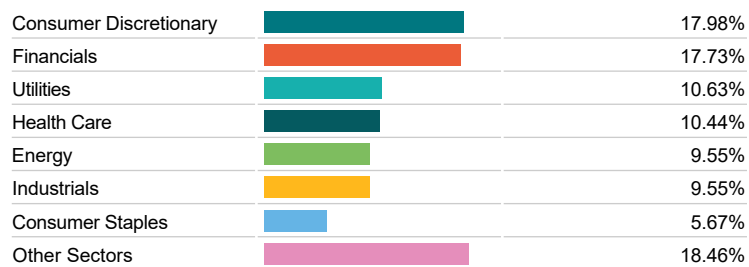
Asset Allocation



Regional Allocation



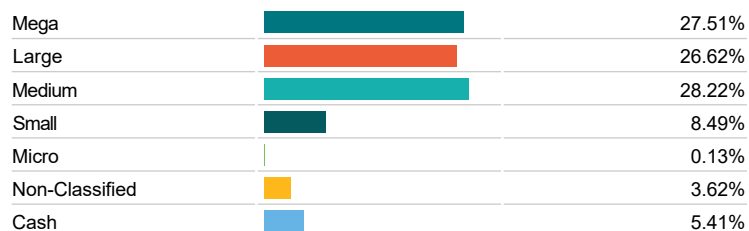
Equity Sector Breakdown



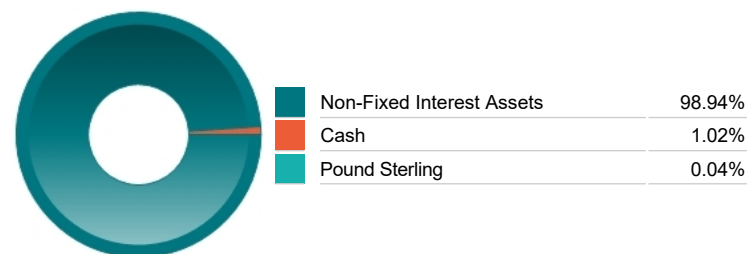
Top Country Breakdown



Breakdown By Market Cap (%)



Fixed Interest Currencies



Important Information

- The Industry Classification Benchmark is a product of FTSE International Limited and has been licensed for use. "Prudential" is a trading name of The Prudential Assurance Company Limited, which is registered in England and Wales. Registered office at 10 Fenchurch Avenue, London EC3M 5AG. Registered number 15454. Authorised by the Prudential Regulation Authority and regulated by the Financial Conduct Authority and the Prudential Regulation Authority.