

Benchmark

Benchmark	Composite
Benchmark Category	-
IA Sector	Unclassified

Identification Codes

Sedol Code	B3P1DM1
Mex Code	-
Isin Code	GB00B3P1DM13
Citi Code	IBF3

Fund Overview

Mid (20/12/2024)	£1.32
Historic yield	2.64%
Fund size (31/07/2021)	£12.65m
Number of holdings	117
Ongoing Charges	1.23%
Launch date	01/03/2010

Fund Charges

Entry Charge	0.00%
Ongoing Charges	1.23%

Fund Background

Valuation frequency	Daily
Valuation point	12:00
Fund type	OEIC
Launch price	£1.00
Fund currency	Pound Sterling
Fund domicile	United Kingdom
ISA allowable	Yes
SIPP allowable	Yes

Dealing

Minimum Investment	£2500000
Minimum Top Up	£35000
Minimum Regular Saving	-
Settlement Period: Buy	4 days
Settlement Period: Sell	4 days
Pricing Basis	Forward
Dealing Decimals	4

Distribution Dates

Ex dividend date(s)	Income payment date(s)
01 January	27 February
01 April	31 May
01 July	31 August
01 October	30 November

Aims

The Fund will use a broadly cautious balanced investment strategy with the aim of achieving income with some potential for capital growth over the medium to longer term.

Performance



Discrete performance - to last month end

	30/11/19 to 30/11/20	30/11/20 to 30/11/21	30/11/21 to 30/11/22	30/11/22 to 30/11/23	30/11/23 to 30/11/24
Fund	3.1%	9.1%	-8.9%	0.0%	11.2%

Annualised performance

	Annualised		
	3 Years to 30/11/24	5 Years to 30/11/24	10 Years to 30/11/24
Fund	0.4%	2.6%	4.2%

Fund Managers



Name: Henning Meyer Mark Van Moorsel
 Manager for: 4 years, 8 months 4 years, 11 months

Ratings

FE Crown



Group Details

Group name	WS Verbatim Income
Group address	Fintel House St Andrew's Road Huddersfield HD1 6NA
Group telephone	0844 931 1001
Dealing telephone	-
Email	-
Homepage	www.verbatimassetmanagement.co.uk/
Fax number	-

Important Information

- Source of portfolio data: Broadridge. Source of performance data: FE fundinfo. We can't predict the future. Past performance isn't a guide to future performance. The figures shown are intended only to demonstrate performance history of the fund, after allowing for the impact of ongoing charges, but take no account of product charges. Ongoing charges may vary in the future and may be higher than they are now. Fund performance is based upon the movement of the daily price and is shown as total return in GBP with income reinvested. The value of your investment can go down as well as up so you might get back less than you put in.
- This factsheet is for information purposes only. If there is information or terminology included that you would like to discuss, then please contact an adviser. Investors should refer to their policy documentation and supporting brochures for fund availability, investment strategy, any product information and charges. Every care has been taken in populating this output, however it must be appreciated that neither Broadridge, Prudential nor their sources guarantee the accuracy, adequacy or completeness of this information or make any warranties regarding results from its usage.

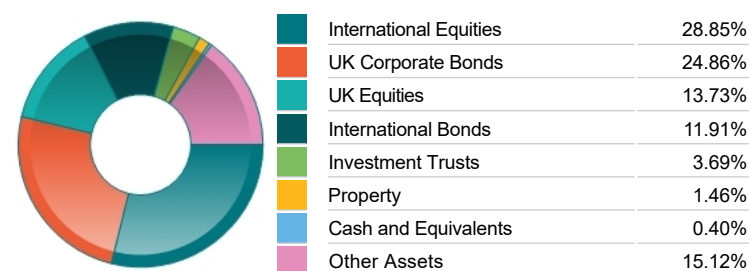
Top 10 Fund Holdings

Name	% Weight
1 SAR GL HI STERL — SHS -I- HEDGED GBP	14.75%
2 Sarasin Global Higher Dividend Class I	6.67%
3 BROADCOM INC	2.47%
4 ENEL SPA	2.30%
5 LEGAL & GENERAL GROUP	2.16%
6 VODAFONE GROUP	2.02%
7 UNILEVER	1.97%
8 SMITH(DS)	1.94%
9 ADMIRAL GROUP	1.86%
10 CME GROUP INC	1.85%

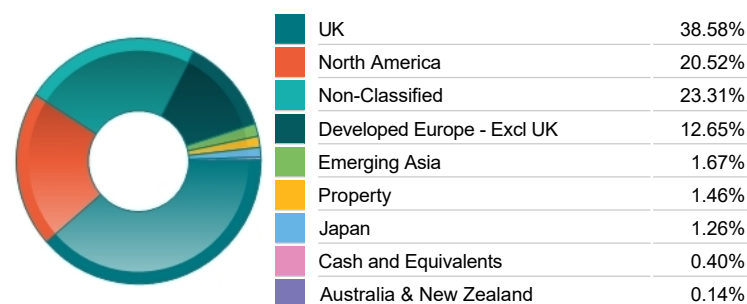
Top 10 Holdings

Name	% Weight
1 BROADCOM INC	2.78%
2 ENEL SPA	2.59%
3 LEGAL & GENERAL GROUP	2.33%
4 UNILEVER	2.27%
5 CME GROUP INC	2.12%
6 VODAFONE GROUP	2.02%
7 SMITH(DS)	1.94%
8 ADMIRAL GROUP	1.86%
9 BANK OF NOVA SCOTIA	1.85%
10 TAIWAN SEMICONDUCTOR MANUFACTURING	1.67%

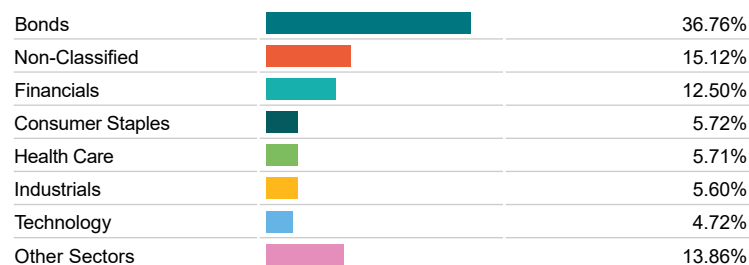
Asset Allocation



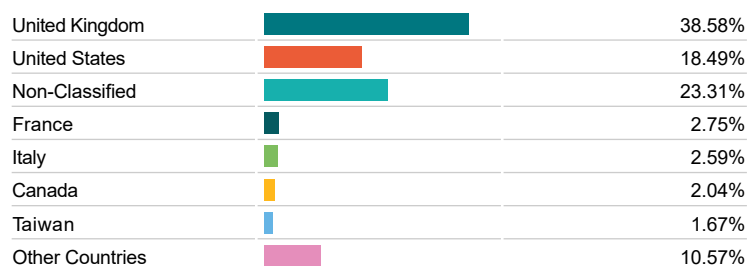
Regional Allocation



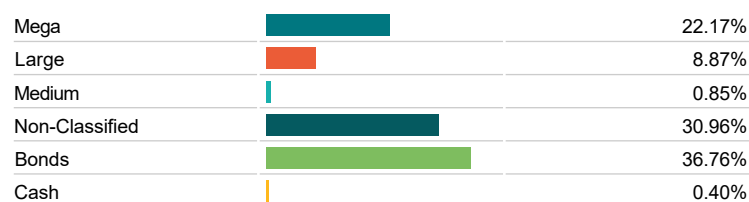
Sector Breakdown



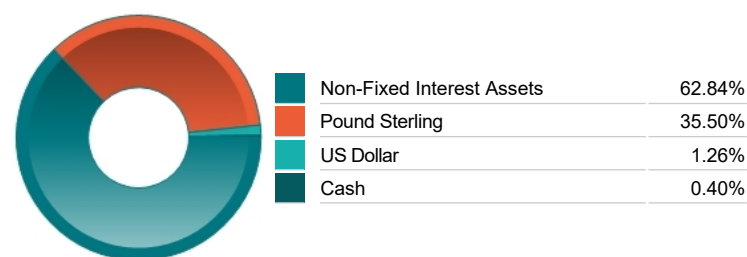
Top Country Breakdown



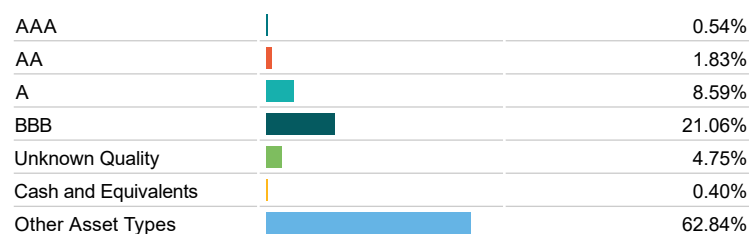
Breakdown By Market Cap (%)



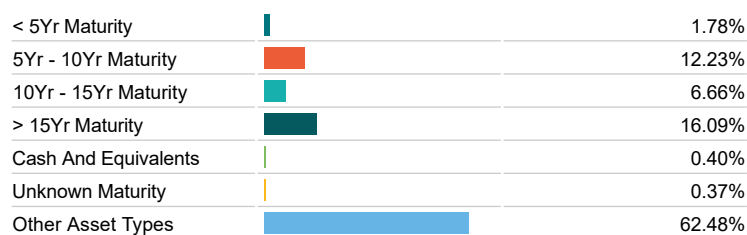
Fixed Interest Currencies



Fixed Interest Quality Profile



Fixed Interest Maturity Profile



Important Information

- The Industry Classification Benchmark is a product of FTSE International Limited and has been licensed for use.
- "Prudential" is a trading name of The Prudential Assurance Company Limited, which is registered in England and Wales. Registered office at 10 Fenchurch Avenue, London EC3M 5AG. Registered number 15454. Authorised by the Prudential Regulation Authority and regulated by the Financial Conduct Authority and the Prudential Regulation Authority.