

Benchmark

Benchmark	Deutsche Numis Smaller Companies Index (excluding Investment Companies)
Sector	ABI UK Smaller Companies

Identification Codes

Sedol Code	3220797
Mex Code	VNSC3
Isin Code	GB0032207978
Citi Code	P131

Fund Overview

Bid (30/08/2024)	491.10
Offer (30/08/2024)	491.10
Fund size (31/07/2024)	£4.34m
Underlying Fund size	£246.67m
Number of holdings	125
Launch date	17/05/2002

Fund Charges

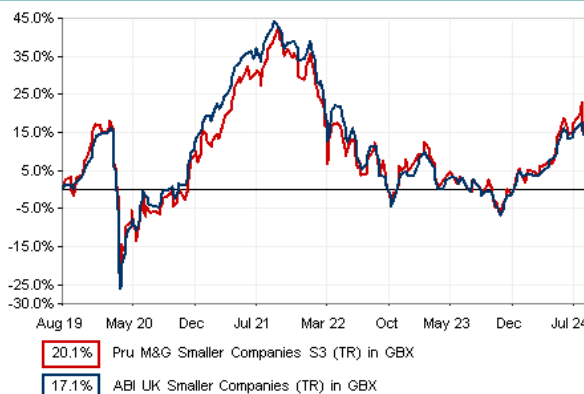
Annual Management Charge (AMC)	1.30%
Further Costs	0.01%
Yearly Total	1.31%

Aims

Objective: The investment strategy of the fund is to purchase units in M&G Smaller Companies Fund - the underlying fund.

Underlying Fund Objective: The fund aims to deliver a higher total return (the combination of capital growth and income) than the Numis Smaller Companies Index (excluding Investment Companies), net of the Ongoing Charge Figure, over any five year period. At least 80% of the fund is invested in the UK smaller companies. These are UK listed companies which, at the initial time of purchases, are: - in the bottom 10% (by market capitalisation) of the FTSE All-Share Index, or - in the Numis Smaller Companies Index (excluding Investment Companies), or - listed on the Alternative Investment Market. The fund may also invest in collective investment schemes and other transferrable securities. Cash and near cash may be held for ancillary purposes and derivatives, including warrants, may be used for efficient portfolio management and hedging purposes.

Performance



Discrete performance - to last month end

	31/08/19 to 31/08/20	31/08/20 to 31/08/21	31/08/21 to 31/08/22	31/08/22 to 31/08/23	31/08/23 to 31/08/24
Fund	-2.2%	41.7%	-23.2%	-4.4%	18.0%
Sector	0.2%	43.2%	-25.9%	-6.4%	17.7%
Rank	40/56	37/56	16/56	15/56	29/56
Quartile	3	3	2	2	3

Annualised performance

	Annualised		
	3 Years to 31/08/24	5 Years to 31/08/24	10 Years to 31/08/24
Fund	-4.7%	3.7%	5.2%
Sector	-6.6%	3.2%	4.9%
Rank	11/56	23/56	24/52
Quartile	1	2	2

Fund Managers



Name: Garfield Kiff
Manager of the underlying fund for: 9 years, 3 months

Ratings

FE Crown



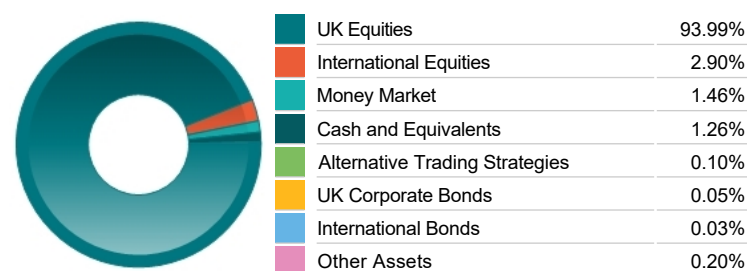
Important Information

- Some funds may invest in 'underlying' funds or other investment vehicles. The performance of our fund, compared to what it's invested in won't be exactly the same. That can be due to additional charges, cash management (needed to help people to enter and leave our fund when they want), tax and the timing of investments (this is known as a fund's dealing cycle, it varies between managers and can be several days).
- Source of portfolio data: Broadridge. Source of performance data: FE fundinfo. We can't predict the future. Past performance isn't a guide to future performance. The figures shown are intended only to demonstrate performance history of the fund, after allowing for the impact of fund charges and further costs, but take no account of product charges, or any Annual Management Charge paid for by the deduction of units. Charges and further costs may vary in the future and may be higher than they are now. Fund performance is based upon the movement of the daily price and is shown as total return in GBP with net income reinvested. The value of your investment can go down as well as up so you might get back less than you put in.
- This factsheet is for information purposes only. If there is information or terminology included that you would like to discuss, then please contact an adviser. Investors should refer to their policy documentation and supporting brochures for fund availability, investment strategy, any product information and charges. Every care has been taken in populating this output, however it must be appreciated that neither Broadridge, Prudential nor their sources guarantee the accuracy, adequacy or completeness of this information or make any warranties regarding results from its usage.

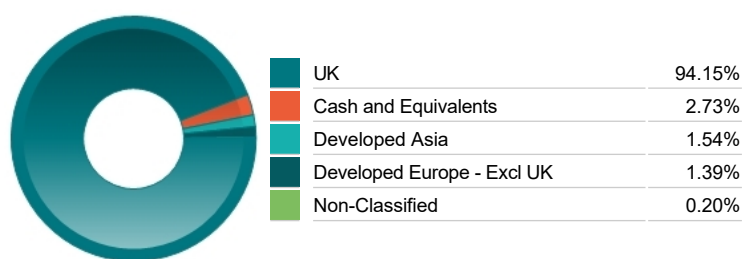
Top 10 Holdings

Name	% Weight	Sector	Country
1 HILL & SMITH	4.01%	Industrial Metals & Mining	United Kingdom
2 PREMIER FOODS	3.46%	Food Producers	United Kingdom
3 M&C SAATCHI	2.22%	Media	United Kingdom
4 COATS GROUP	2.20%	General Industrials	United Kingdom
5 ALFA FINANCIAL SOFTWARE HOLDINGS	2.10%	Software & Computer Services	United Kingdom
6 WILMINGTON	2.10%	Media	United Kingdom
7 AJ BELL	2.05%	Investment Banking & Brokerage Services	United Kingdom
8 LANCASHIRE HLDGS	1.93%	Non-life Insurance	United Kingdom
9 ALPHA GROUP INTERNATIONAL	1.87%	Investment Banking & Brokerage Services	United Kingdom
10 EVOKE	1.86%	Travel & Leisure	United Kingdom

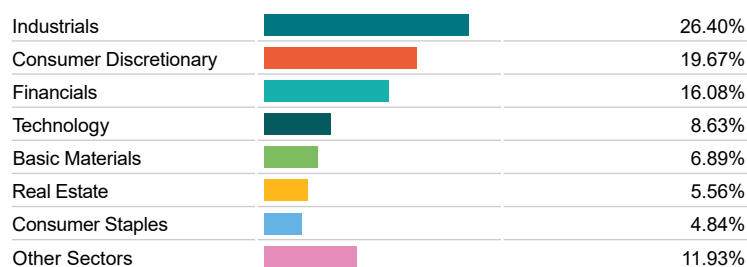
Asset Allocation



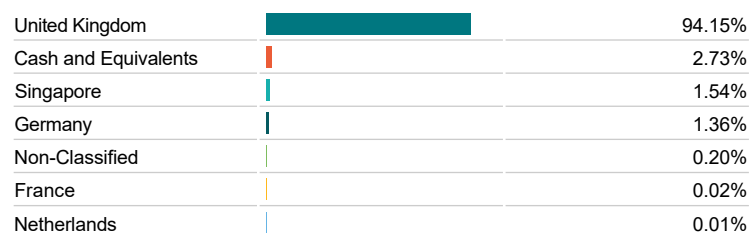
Regional Allocation



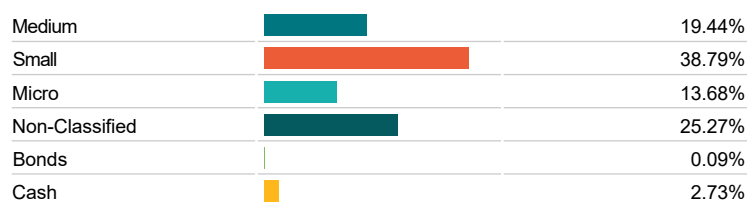
Equity Sector Breakdown



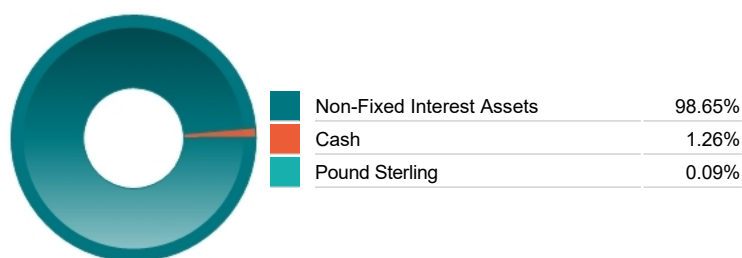
Top Country Breakdown



Breakdown By Market Cap (%)



Fixed Interest Currencies



Important Information

- The Industry Classification Benchmark is a product of FTSE International Limited and has been licensed for use.
- "Prudential" is a trading name of The Prudential Assurance Company Limited, which is registered in England and Wales. Registered office at 10 Fenchurch Avenue, London EC3M 5AG. Registered number 15454. Authorised by the Prudential Regulation Authority and regulated by the Financial Conduct Authority and the Prudential Regulation Authority.