

## Benchmark

|                    |  |
|--------------------|--|
| Benchmark          | FTSE All World Developed Europe Ex UK TR Index - in GBP Net Return |
| Benchmark Category | -  |
| IA Sector          | Europe Excluding UK  |

## Identification Codes

|            |              |
|------------|--------------|
| Sedol Code | B3Y7MQ7      |
| Mex Code   | MYAABK       |
| Isin Code  | GB00B3Y7MQ71 |
| Citi Code  | NOU3         |

## Fund Overview

|                        |            |
|------------------------|------------|
| Bid (26/07/2024)       | 186.32p    |
| Offer (26/07/2024)     | 186.65p    |
| Historic yield         | 3.95%      |
| Fund size (31/05/2024) | £1524.92m  |
| Number of holdings     | 48         |
| Ongoing Charges        | 0.91%      |
| Launch date            | 06/05/2011 |

## Fund Charges

|                 |       |
|-----------------|-------|
| Entry Charge    | 0.00% |
| Ongoing Charges | 0.91% |

## Fund Background

|                     |                |
|---------------------|----------------|
| Valuation frequency | Daily          |
| Valuation point     | 12:00          |
| Fund type           | Unit Trust     |
| Launch price        | £1.00          |
| Fund currency       | Pound Sterling |
| Fund domicile       | United Kingdom |
| ISA allowable       | Yes            |
| SIPP allowable      | Yes            |

## Dealing

|                         |         |
|-------------------------|---------|
| Minimum Investment      | £100000 |
| Minimum Top Up          | £100    |
| Minimum Regular Saving  | -       |
| Settlement Period: Buy  | 3 days  |
| Settlement Period: Sell | 3 days  |
| Pricing Basis           | Forward |
| Dealing Decimals        | 3       |

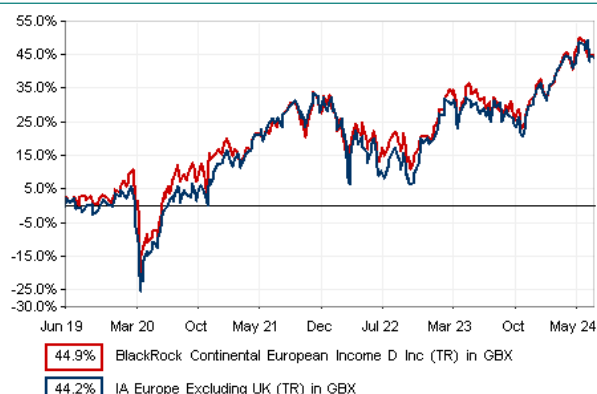
## Distribution Dates

| Ex dividend date(s) | Income payment date(s) |
|---------------------|------------------------|
| 01 December         | 31 January             |
| 01 March            | 30 April               |
| 01 June             | 31 July                |
| 01 September        | 31 October             |

## Aims

The aim of the BlackRock Continental European Income Fund is to achieve an above average income from its equity investments, compared to the income yield of European equity markets (excluding the UK), without sacrificing long term capital growth. The Fund will invest primarily in the equity securities of companies domiciled in, or exercising the predominant part of their economic activity in Europe excluding the UK. The Fund may also invest in other transferable securities, permitted money market instruments, permitted deposits, cash and near cash and units in collective investment schemes. Derivatives may be used for the purposes of efficient portfolio management.

## Performance



## Discrete performance - to last month end

|          | 30/06/19 to 30/06/20 | 30/06/20 to 30/06/21 | 30/06/21 to 30/06/22 | 30/06/22 to 30/06/23 | 30/06/23 to 30/06/24 |
|----------|----------------------|----------------------|----------------------|----------------------|----------------------|
| Fund     | 6.4%                 | 16.3%                | -7.9%                | 15.8%                | 9.9%                 |
| Sector   | 0.9%                 | 23.7%                | -12.6%               | 18.4%                | 11.7%                |
| Rank     | 20/127               | 118/129              | 24/134               | 103/139              | 103/140              |
| Quartile | 1                    | 4                    | 1                    | 3                    | 3                    |

## Annualised performance

|          | Annualised          |                     |                      |
|----------|---------------------|---------------------|----------------------|
|          | 3 Years to 30/06/24 | 5 Years to 30/06/24 | 10 Years to 30/06/24 |
| Fund     | 5.4%                | 7.7%                | 8.4%                 |
| Sector   | 4.9%                | 7.6%                | 8.0%                 |
| Rank     | 80/134              | 68/127              | 34/97                |
| Quartile | 3                   | 3                   | 2                    |

## Fund Managers



Name: Andreas Zoellinger  
 Manager for: 13 years, 2 months

## Ratings

FE Crown



## Group Details

|                   |  |
|-------------------|--|
| Group name        | BlackRock Investment Management (UK) Limited |
| Group address     | 12 Throgmorton Avenue London EC2N 2DL        |
| Group telephone   | 08457 405 405                                |
| Dealing telephone | 0800 445522                                  |
| Email             | broker.services@blackrock.com                |
| Homepage          | www.blackrock.co.uk                          |
| Fax number        | 020 7743 1135                                |

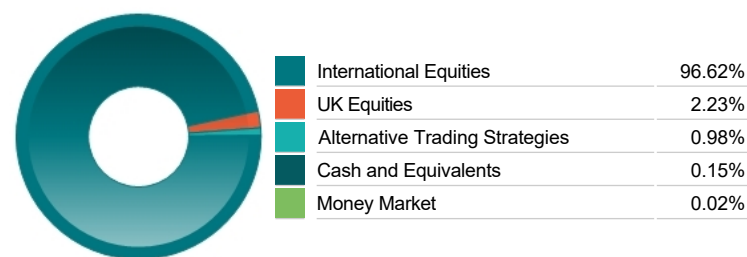
## Important Information

- Source of portfolio data: Broadridge. Source of performance data: FE fundinfo. We can't predict the future. Past performance isn't a guide to future performance. The figures shown are intended only to demonstrate performance history of the fund, after allowing for the impact of ongoing charges, but take no account of product charges. Ongoing charges may vary in the future and may be higher than they are now. Fund performance is based upon the movement of the daily price and is shown as total return in GBP with income reinvested. The value of your investment can go down as well as up so you might get back less than you put in. This factsheet is for information purposes only. If there is information or terminology included that you would like to discuss, then please contact an adviser. Investors should refer to their policy documentation and supporting brochures for fund availability, investment strategy, any product information and charges. Every care has been taken in populating this output, however it must be appreciated that neither Broadridge, Prudential nor their sources guarantee the accuracy, adequacy or completeness of this information or make any warranties regarding results from its usage.

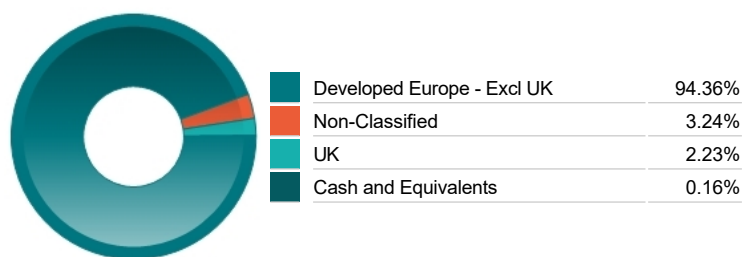
Top 10 Holdings

| Name                             | % Weight | Sector                          | Country     |
|----------------------------------|----------|---------------------------------|-------------|
| 1 NOVO NORDISK A/S               | 5.60%    | Pharmaceuticals & Biotechnology | Denmark     |
| 2 ASML HOLDING N.V.              | 4.21%    | Technology Hardware & Equipment | Netherlands |
| 3 COMPAGNIE DE SAINT-GOBAIN      | 4.03%    | Construction & Materials        | France      |
| 4 VINCI                          | 3.67%    | Construction & Materials        | France      |
| 5 ENEL - SPA                     | 3.54%    | Electricity                     | Italy       |
| 6 MUNCHENER RUCKVERSICHERUNGS AG | 3.23%    | Non-life Insurance              | Germany     |
| 7 TRYG AS                        | 3.17%    | Non-life Insurance              | Denmark     |
| 8 UNICREDIT SOCIETA' PER AZIONI  | 3.13%    | Banks                           | Italy       |
| 9 KBC GROEP NV                   | 3.02%    | Banks                           | Belgium     |
| 10 NORDEA BANK ABP               | 2.99%    | Banks                           | Finland     |

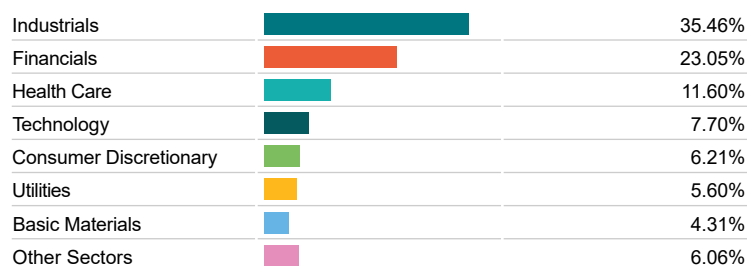
Asset Allocation



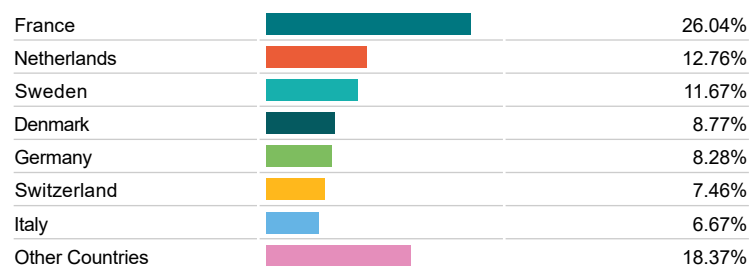
Regional Allocation



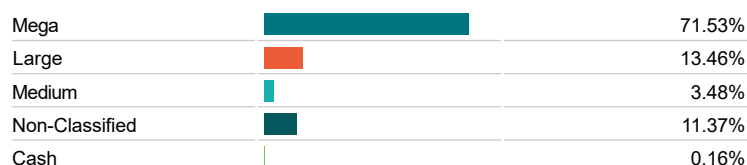
Equity Sector Breakdown



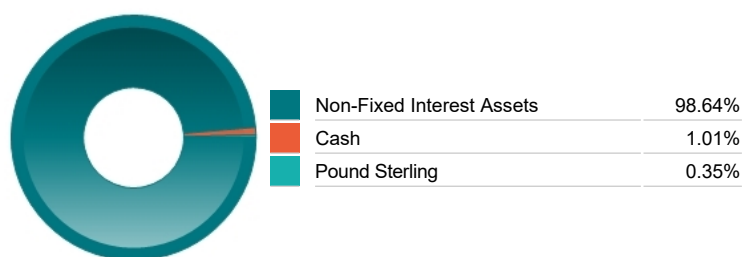
Top Country Breakdown



Breakdown By Market Cap (%)



Fixed Interest Currencies



Important Information

- The Industry Classification Benchmark is a product of FTSE International Limited and has been licensed for use. "Prudential" is a trading name of The Prudential Assurance Company Limited, which is registered in England and Wales. Registered office at 10 Fenchurch Avenue, London EC3M 5AG. Registered number 15454. Authorised by the Prudential Regulation Authority and regulated by the Financial Conduct Authority and the Prudential Regulation Authority.