

Benchmark

| | |
|--------------------|---|
| Benchmark | Investment Association Sterling Corporate Bond sector |
| Benchmark Category | Comparator |
| IA Sector | £ Corporate Bond |

Identification Codes

| | |
|------------|--------------|
| Sedol Code | B018K35 |
| Mex Code | SESRB |
| Isin Code | GB00B018K352 |
| Citi Code | ZH97 |

Fund Overview

| | |
|------------------------|------------|
| Mid (30/08/2024) | 199.41p |
| Distribution yield | 2.85% |
| Underlying yield | - |
| Fund size (30/06/2024) | £404.24m |
| Number of holdings | 146 |
| Ongoing Charges | 0.47% |
| Launch date | 03/06/2004 |

Fund Charges

| | |
|-----------------|-------|
| Entry Charge | 0.00% |
| Ongoing Charges | 0.47% |

Fund Background

| | |
|---------------------|----------------|
| Valuation frequency | Daily |
| Valuation point | 12:00 |
| Fund type | OEIC |
| Launch price | £1.00 |
| Fund currency | Pound Sterling |
| Fund domicile | United Kingdom |
| ISA allowable | Yes |
| SIPP allowable | Yes |

Dealing

| | |
|-------------------------|----------|
| Minimum Investment | £2000000 |
| Minimum Top Up | £1000 |
| Minimum Regular Saving | - |
| Settlement Period: Buy | 3 days |
| Settlement Period: Sell | 3 days |
| Pricing Basis | Forward |
| Dealing Decimals | 4 |

Distribution Dates

| Ex dividend date(s) | Income payment date(s) |
|---------------------|------------------------|
| 01 February | 31 March |
| 01 May | 30 June |
| 01 August | 30 September |
| 01 November | 31 December |

Aims

The investment objective is to provide a combination of income and capital growth over any 7 year period.

Performance



Discrete performance - to last month end

| | 31/08/19 to 31/08/20 | 31/08/20 to 31/08/21 | 31/08/21 to 31/08/22 | 31/08/22 to 31/08/23 | 31/08/23 to 31/08/24 |
|----------|----------------------|----------------------|----------------------|----------------------|----------------------|
| Fund | 3.1% | 4.6% | -15.9% | -3.3% | 11.3% |
| Sector | 3.4% | 3.8% | -15.6% | -0.9% | 10.6% |
| Rank | 42/88 | 26/92 | 38/92 | 85/95 | 29/97 |
| Quartile | 2 | 2 | 2 | 4 | 2 |

Annualised performance

| | Annualised | | |
|----------|---------------------|---------------------|----------------------|
| | 3 Years to 31/08/24 | 5 Years to 31/08/24 | 10 Years to 31/08/24 |
| Fund | -3.3% | -0.5% | 2.1% |
| Sector | -2.6% | -0.1% | 2.3% |
| Rank | 54/92 | 48/88 | 38/70 |
| Quartile | 3 | 3 | 3 |

Fund Managers



Name: Iain Buckle Euan McNeil
 Manager for: 14 years, 11 months 13 years, 8 months

Ratings

FE Crown



Group Details

| | |
|-------------------|---|
| Group name | Aegon Asset Management |
| Group address | 3 Lochside Avenue Edinburgh Park EDINBURGH EH12 9SA |
| Group telephone | 0800 45 44 22 |
| Dealing telephone | 0800 169 5186 |
| Email | info@kamescapital.com |
| Homepage | www.aegonam.com |
| Fax number | - |

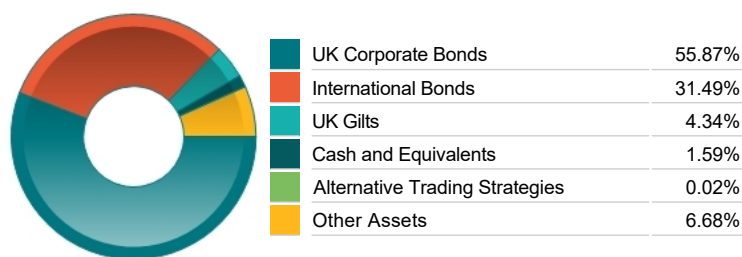
Important Information

- Source of portfolio data: Broadridge. Source of performance data: FE fundinfo. We can't predict the future. Past performance isn't a guide to future performance. The figures shown are intended only to demonstrate performance history of the fund, after allowing for the impact of ongoing charges, but take no account of product charges. Ongoing charges may vary in the future and may be higher than they are now. Fund performance is based upon the movement of the daily price and is shown as total return in GBP with income reinvested. The value of your investment can go down as well as up so you might get back less than you put in. This factsheet is for information purposes only. If there is information or terminology included that you would like to discuss, then please contact an adviser. Investors should refer to their policy documentation and supporting brochures for fund availability, investment strategy, any product information and charges. Every care has been taken in populating this output, however it must be appreciated that neither Broadridge, Prudential nor their sources guarantee the accuracy, adequacy or completeness of this information or make any warranties regarding results from its usage.


Top 10 Holdings

| Name | % Weight | Sector | Country |
|---|----------|--------|----------------|
| 1 1½% Green Gilt 2053 | 4.34% | Bonds | United Kingdom |
| 2 ING GROEP NV VAR 07/12/2028 EMTN | 1.42% | Bonds | Netherlands |
| 3 CAIXABANK SA VAR 03/12/2026 EMTN | 1.40% | Bonds | Spain |
| 4 COOPERATIEVE RABOBANK U 5.25% 14/09/2027 EMTN | 1.38% | Bonds | Netherlands |
| 5 INTESA SANPAOLO SPA 6.625% 31/05/2033 EMTN | 1.32% | Bonds | Italy |
| 6 VIRGIN MONEY UK PLC VAR 11/12/2030 GMTN | 1.32% | Bonds | United Kingdom |
| 7 TRANSPORT FOR LONDON SINK 5% 31/03/2035 EMTN | 1.31% | Bonds | United Kingdom |
| 8 COOPERATIEVE RABOBANK UA VAR 12/07/2028 | 1.26% | Bonds | Netherlands |
| 9 WHITBREAD GROUP PLC 3% 31/05/2031 | 1.23% | Bonds | United Kingdom |
| 10 BPCE SA 6.125% 24/05/2029 EMTN | 1.12% | Bonds | France |


Asset Allocation



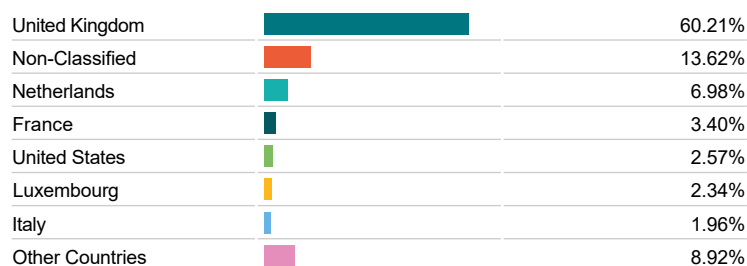
Regional Allocation



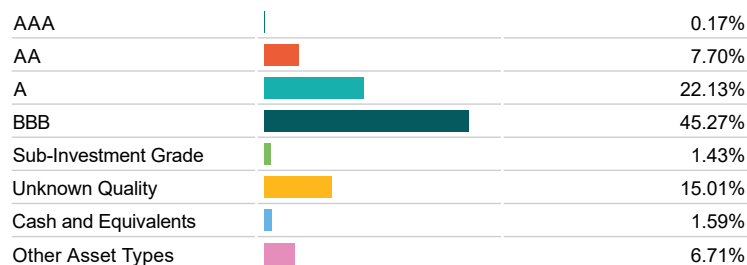
Bond Sector Breakdown



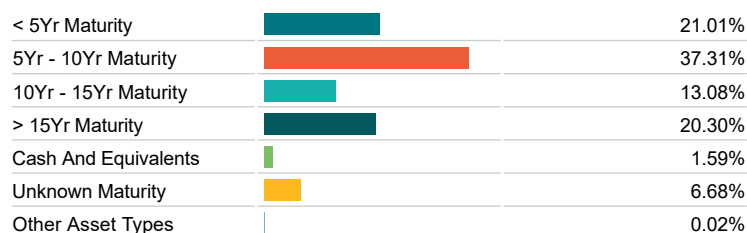
Top Country Breakdown




Fixed Interest Quality Profile



Fixed Interest Maturity Profile



Fixed Interest Currencies



Important Information

• The Industry Classification Benchmark is a product of FTSE International Limited and has been licensed for use. "Prudential" is a trading name of The Prudential Assurance Company Limited, which is registered in England and Wales. Registered office at 10 Fenchurch Avenue, London EC3M 5AG. Registered number 15454. Authorised by the Prudential Regulation Authority and regulated by the Financial Conduct Authority and the Prudential Regulation Authority.