

Benchmark

Benchmark	MSCI World
Benchmark Category	-
IA Sector	Volatility Managed

Identification Codes

Sedol Code	B758J66
Mex Code	STARLA
Isin Code	GB00B758J660
Citi Code	10EW

Fund Overview

Mid (20/11/2024)	105.40p
Historic yield	2.64%
Fund size (31/10/2024)	£2244.14m
Number of holdings	28029
Ongoing Charges	0.29%
Launch date	23/04/2012

Fund Charges

Entry Charge	0.00%
Ongoing Charges	0.29%

Fund Background

Valuation frequency	Daily
Valuation point	12:00
Fund type	OEIC
Launch price	£10.00
Fund currency	Pound Sterling
Fund domicile	United Kingdom
ISA allowable	Yes
SIPP allowable	Yes

Dealing

Minimum Investment	£2000000
Minimum Top Up	£50000
Minimum Regular Saving	-
Settlement Period: Buy	3 days
Settlement Period: Sell	3 days
Pricing Basis	Forward
Dealing Decimals	3

Distribution Dates

Ex dividend date(s)	Income payment date(s)
01 July	31 October

Aims


To generate growth over the long term (5 years or more) while being managed to a defined level of risk. The fund is part of the MyFolio Market range, which offers five funds with different expected combinations of investment risk and return. The fund is risk level III, which aims to be the middle risk fund in this range.

Risk Target: The defined level of risk referred to above that the management team is targeting is within the range of 45-75% of world stock markets (represented by the MSCI World Index), over 10 years. There is no certainty or promise that this target will be achieved. The Risk Target has been chosen as it represents a risk range which is appropriate for the fund.

Performance

No data available! Please enter a valid code!

Fund Managers



Name: Daniel Reynolds Justin Jones
 Manager for: 3 years, 7 months 3 years, 7 months

Ratings

FE Crown



Group Details

Group name	abrdn OEIC
Group address	Aberdeen Standard Fund Managers Limited PO BOX 12233 Chelmsford CM99 2EE
Group telephone	0800 33 33 53
Dealing telephone	0800 33 33 53
Email	investments_marketline@standardlife.com
Homepage	www.aberdeenstandard.com
Fax number	0131 525 9720

Important Information

- Source of portfolio data: Broadridge. Source of performance data: FE fundinfo. We can't predict the future. Past performance isn't a guide to future performance. The figures shown are intended only to demonstrate performance history of the fund, after allowing for the impact of ongoing charges, but take no account of product charges. Ongoing charges may vary in the future and may be higher than they are now. Fund performance is based upon the movement of the daily price and is shown as total return in GBP with income reinvested. The value of your investment can go down as well as up so you might get back less than you put in.
- This factsheet is for information purposes only. If there is information or terminology included that you would like to discuss, then please contact an adviser. Investors should refer to their policy documentation and supporting brochures for fund availability, investment strategy, any product information and charges. Every care has been taken in populating this output, however it must be appreciated that neither Broadridge, Prudential nor their sources guarantee the accuracy, adequacy or completeness of this information or make any warranties regarding results from its usage.

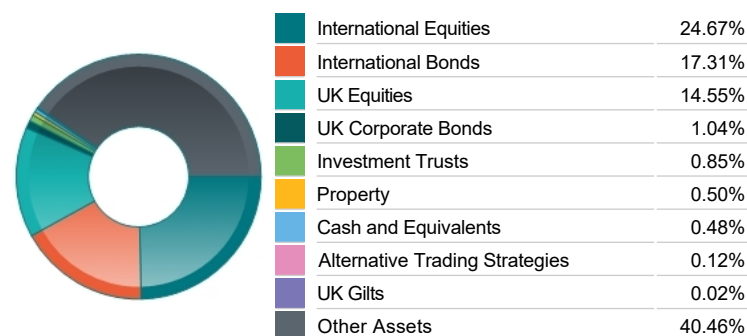
Top 10 Fund Holdings

Name	% Weight
1 Legal & General US Index Trust C	9.08%
2 Vanguard FTSE U.K. All Share Index Unit Trust Institutional Plus GBP	8.07%
3 Legal & General UK Index Trust C	8.06%
4 abrdn Global Government Bond Tracker Fund X Acc	7.65%
5 abrdn Asia Pacific ex-Japan Equity Tracker Fund X Acc	7.53%
6 abrdn American Equity Tracker Fund	7.47%
7 abrdn OEIC abrdn Emerging Markets Local Currency Bond Tracker Class X	7.03%
8 abrdn Sterling Corporate Bond Tracker Fund X Acc	5.80%
9 Vanguard Emerging Markets Stock Index Institutional Plus GBP	4.67%
10 BlackRock iShares Continental European Equity Index Class L	4.57%

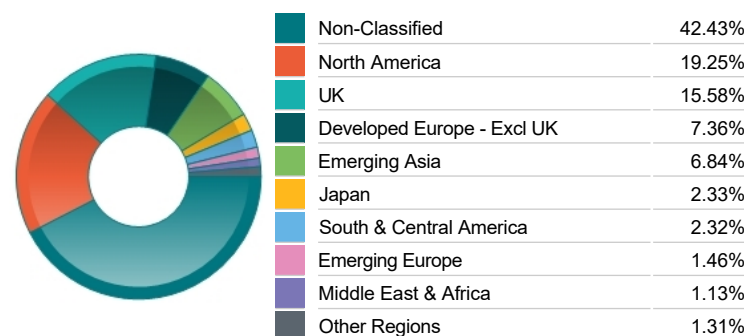
Top 10 Holdings

Name	% Weight
1 abrdn Global Infrastructure Equity Tracker Fund-Z Acc GBP	3.44%
2 ASTRAZENECA	1.14%
3 APPLE	0.89%
4 SHELL	0.88%
5 HSBC HOLDINGS	0.84%
6 MICROSOFT CORPORATION	0.84%
7 UNILEVER	0.78%
8 NVIDIA CORPORATION	0.75%
9 BP	0.46%
10 AMAZON.COM	0.46%

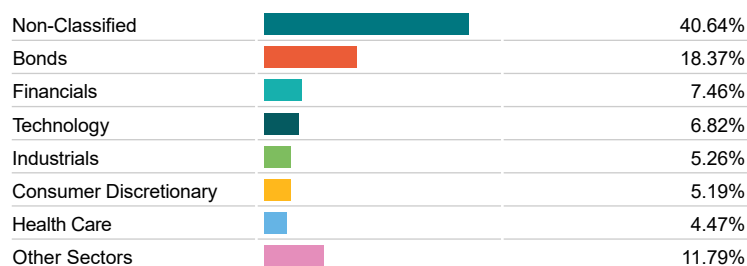
Asset Allocation



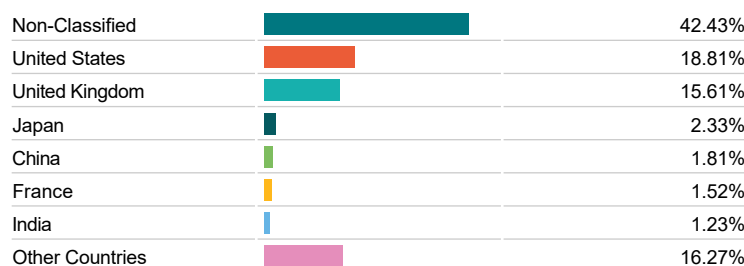
Regional Allocation



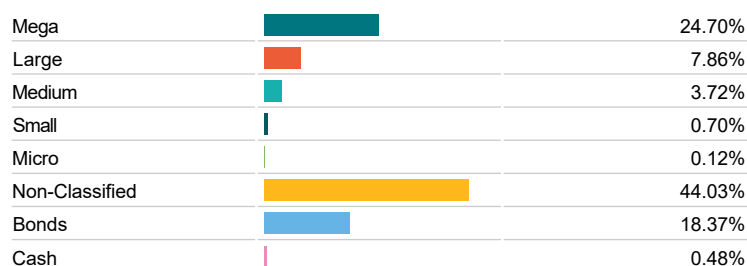
Sector Breakdown



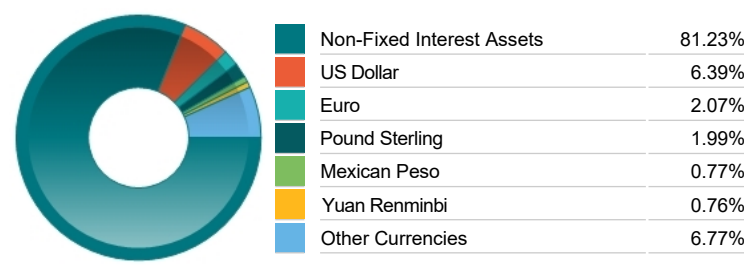
Top Country Breakdown



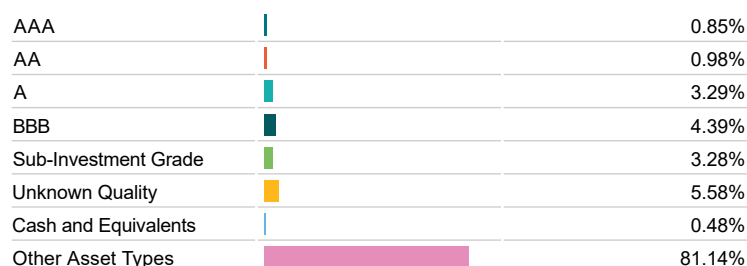
Breakdown By Market Cap (%)



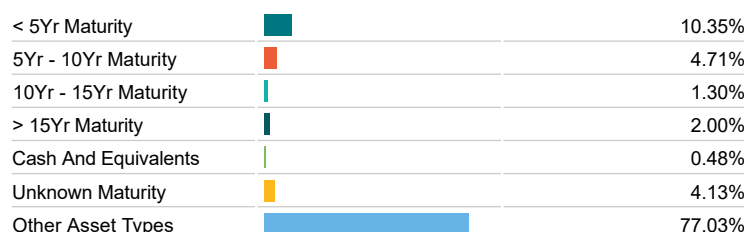
Fixed Interest Currencies



Fixed Interest Quality Profile



Fixed Interest Maturity Profile



Important Information

- The Industry Classification Benchmark is a product of FTSE International Limited and has been licensed for use.
- "Prudential" is a trading name of The Prudential Assurance Company Limited, which is registered in England and Wales. Registered office at 10 Fenchurch Avenue, London EC3M 5AG. Registered number 15454. Authorised by the Prudential Regulation Authority and regulated by the Financial Conduct Authority and the Prudential Regulation Authority.