

**Benchmark**

Benchmark	TSE 1st Section (TOPIX)
Benchmark Category	-
IA Sector	Japan

**Identification Codes**

Sedol Code	B5TGB44
Mex Code	RWJRFS
Isin Code	GB00B5TGB445
Citi Code	09QS

**Fund Overview**

Mid (23/08/2024)	175.06p
Historic yield	2.23%
Fund size (30/04/2024)	£1236.75m
Number of holdings	40
Ongoing Charges	0.98%
Launch date	17/09/2012

**Fund Charges**

Entry Charge	0.00%
Ongoing Charges	0.98%

**Fund Background**

Valuation frequency	Daily
Valuation point	12:00
Fund type	Unit Trust
Launch price	£0.50
Fund currency	Pound Sterling
Fund domicile	United Kingdom
ISA allowable	Yes
SIPP allowable	Yes

**Dealing**

Minimum Investment	£5000000
Minimum Top Up	£50000
Minimum Regular Saving	-
Settlement Period: Buy	3 days
Settlement Period: Sell	3 days
Pricing Basis	Forward
Dealing Decimals	2

**Distribution Dates**

Ex dividend date(s)	Income payment date(s)
01 February	31 March
01 August	30 September

**Aims**

The objective of the Fund is to provide income together with the prospect of capital growth in order to provide a return, net of fees, higher than that provided by the TOPIX Index over the long term (at least five years).

**Performance**




**Discrete performance - to last month end**

	31/07/19 to 31/07/20	31/07/20 to 31/07/21	31/07/21 to 31/07/22	31/07/22 to 31/07/23	31/07/23 to 31/07/24
Fund	-4.5%	21.5%	-3.9%	5.4%	14.6%
Sector	-3.0%	18.7%	-4.3%	7.6%	13.2%
Rank	47/92	39/94	61/97	74/101	62/102
Quartile	3	2	3	3	3

**Annualised performance**

	Annualised		
	3 Years to 31/07/24	5 Years to 31/07/24	10 Years to 31/07/24
Fund	5.1%	6.1%	10.6%
Sector	5.2%	6.1%	8.8%
Rank	65/97	62/92	10/65
Quartile	3	3	1

**Fund Managers**



Name: Dan Carter Mitesh Patel  
 Manager for: 8 years, 3 months 4 years, 6 months

**Ratings**

FE Crown



**Group Details**

Group name	Jupiter Unit Trust Managers Limited
Group address	The Zig Zag Building, 70 Victoria Street, London, SW1E 6SQ
Group telephone	020 3817 1063
Dealing telephone	0800 561 4000
Email	intermediary-sales-support@jupiteram.com
Homepage	www.jupiteram.com
Fax number	0800 561 4001

**Important Information**

- Source of portfolio data: Broadridge. Source of performance data: FE fundinfo. We can't predict the future. Past performance isn't a guide to future performance. The figures shown are intended only to demonstrate performance history of the fund, after allowing for the impact of ongoing charges, but take no account of product charges. Ongoing charges may vary in the future and may be higher than they are now. Fund performance is based upon the movement of the daily price and is shown as total return in GBP with income reinvested. The value of your investment can go down as well as up so you might get back less than you put in. This factsheet is for information purposes only. If there is information or terminology included that you would like to discuss, then please contact an adviser. Investors should refer to their policy documentation and supporting brochures for fund availability, investment strategy, any product information and charges. Every care has been taken in populating this output, however it must be appreciated that neither Broadridge, Prudential nor their sources guarantee the accuracy, adequacy or completeness of this information or make any warranties regarding results from its usage.

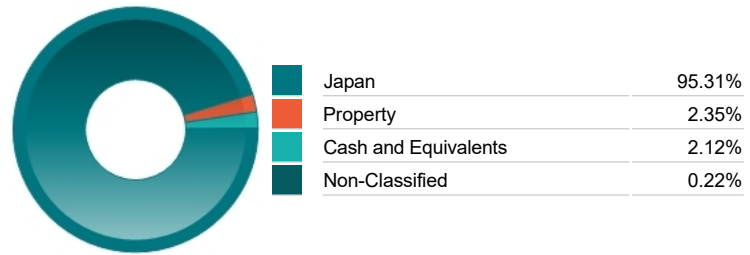
Top 10 Holdings

Name	% Weight	Sector	Country
1 MITSUI SUMITOMO INSURANCE CO.	7.51%	Banks	Japan
2 SHIN-ETSU CHEMICAL CO.	5.07%	Chemicals	Japan
3 SONY CORP	4.96%	Leisure Goods	Japan
4 TOKIO MARINE HOLDINGS	4.86%	Non-life Insurance	Japan
5 ORIX CORPORATION	4.75%	Investment Banking & Brokerage Services	Japan
6 RECRUIT HOLDINGS CO.	4.46%	Industrial Support Services	Japan
7 BRIDGESTONE CORPORATION	4.03%	Automobiles & Parts	Japan
8 SEKISUI HOUSE	3.95%	Household Goods & Home Construction	Japan
9 KDDI CORPORATION	3.72%	Telecommunications Service Providers	Japan
10 NEC CORPORATION	3.59%	Technology Hardware & Equipment	Japan

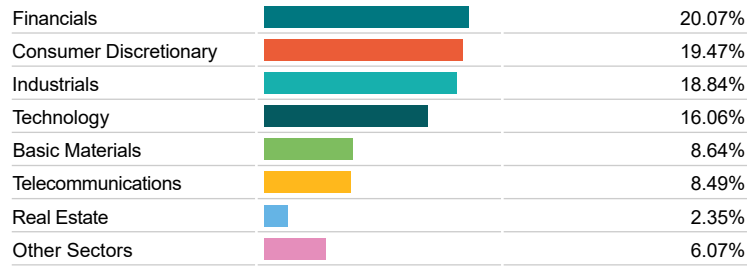
Asset Allocation



Regional Allocation



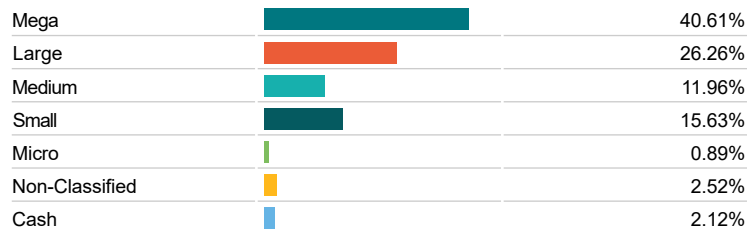
Equity Sector Breakdown



Top Country Breakdown



Breakdown By Market Cap (%)



Fixed Interest Currencies



Important Information

- The Industry Classification Benchmark is a product of FTSE International Limited and has been licensed for use. "Prudential" is a trading name of The Prudential Assurance Company Limited, which is registered in England and Wales. Registered office at 10 Fenchurch Avenue, London EC3M 5AG. Registered number 15454. Authorised by the Prudential Regulation Authority and regulated by the Financial Conduct Authority and the Prudential Regulation Authority.