

Benchmark

Benchmark	JP Morgan Global Government Bond Index TR
Benchmark Category	-
IA Sector	Global Bonds

Identification Codes

Sedol Code	B88K438
Mex Code	RSIONL
Isin Code	GB00B88K4389
Citi Code	GQ4J

Fund Overview

Mid (30/08/2024)	93.81p
Distribution yield	3.17%
Underlying yield	-
Fund size (30/06/2024)	£266.06m
Number of holdings	123
Ongoing Charges	0.60%
Launch date	04/09/2012

Fund Charges

Entry Charge	0.00%
Ongoing Charges	0.60%

Fund Background

Valuation frequency	Daily
Valuation point	12:00
Fund type	ICVC
Launch price	£0.95
Fund currency	Pound Sterling
Fund domicile	United Kingdom
ISA allowable	Yes
SIPP allowable	Yes

Dealing

Minimum Investment	£10000000
Minimum Top Up	£0
Minimum Regular Saving	-
Settlement Period: Buy	3 days
Settlement Period: Sell	3 days
Pricing Basis	Forward
Dealing Decimals	4

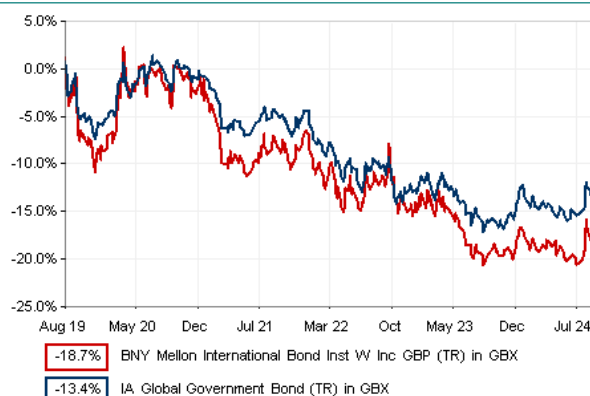
Distribution Dates

Ex dividend date(s)	Income payment date(s)
02 January	28 February
03 July	31 August

Aims

The objective of the Sub-Fund is to maximise the total return from income and capital growth in the world bond markets through investment predominantly in Government and other public securities. The Sub-Fund may also invest in deposits, derivative instruments, forward transactions and collective investment schemes.

Performance



Discrete performance - to last month end

	31/08/19 to 31/08/20	31/08/20 to 31/08/21	31/08/21 to 31/08/22	31/08/22 to 31/08/23	31/08/23 to 31/08/24
Fund	-3.4%	-4.7%	-3.6%	-9.4%	1.0%
Sector	-2.1%	-2.6%	-5.7%	-6.4%	2.9%
Rank	13/18	19/20	4/21	17/21	20/21
Quartile	3	4	1	4	4

Annualised performance

	Annualised		
	3 Years to 31/08/24	5 Years to 31/08/24	10 Years to 31/08/24
Fund	-4.1%	-4.1%	1.8%
Sector	-3.2%	-2.8%	1.3%
Rank	14/21	13/18	2/15
Quartile	3	3	1

Fund Managers



Name:	Carl Shepherd	Ella Hoxha	Jon Day	Trevor Holder
Manager for:	1 years, 3 months	0 years, 8 months	1 years, 3 months	1 years, 3 months

Ratings

FE Crown



Group Details

Group name	BNY Mellon Fund Management (Luxembourg) S.A.
Group address	BNY Mellon Asset Management International Limited The Bank of New York Mellon Centre 160 Queen Victoria Street London EC4V 4LA United Kingdom
Group telephone	0500 66 00 00
Dealing telephone	-
Email	brokersupport@bnymellon.com
Homepage	www.bnymellonam.com
Fax number	-

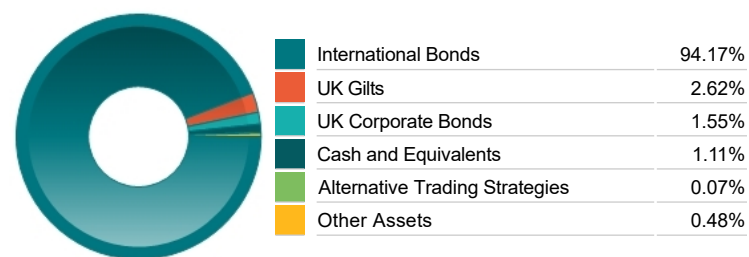
Important Information

- Source of portfolio data: Broadridge. Source of performance data: FE fundinfo. We can't predict the future. Past performance isn't a guide to future performance. The figures shown are intended only to demonstrate performance history of the fund, after allowing for the impact of ongoing charges, but take no account of product charges. Ongoing charges may vary in the future and may be higher than they are now. Fund performance is based upon the movement of the daily price and is shown as total return in GBP with income reinvested. The value of your investment can go down as well as up so you might get back less than you put in. This factsheet is for information purposes only. If there is information or terminology included that you would like to discuss, then please contact an adviser. Investors should refer to their policy documentation and supporting brochures for fund availability, investment strategy, any product information and charges. Every care has been taken in populating this output, however it must be appreciated that neither Broadridge, Prudential nor their sources guarantee the accuracy, adequacy or completeness of this information or make any warranties regarding results from its usage.

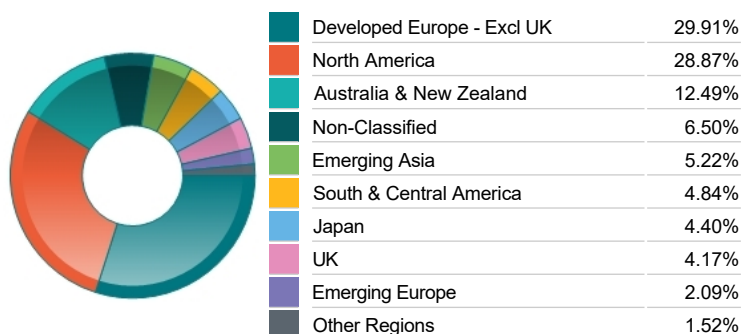
Top 10 Holdings

Name	% Weight	Sector	Country
1 Denmark (Kingdom of) 2.25% Bds 15/11/2033 DKK0.01	3.38%	Bonds	Denmark
2 USA Treasury Notes 2.375% 15/05/2029 USD100	3.12%	Bonds	United States
3 British Columbia (Province of) 2.25% Bds 02/06/2026 USD	2.47%	Bonds	Canada
4 USA Treasury Notes 3% 15/11/2045 USD100	2.33%	Bonds	United States
5 USA Treasury Notes 1.25% TII 15/4/2028 USD100	2.18%	Bonds	United States
6 USA Treasury Bonds 2.875% 15/05/43 USD100	2.17%	Bonds	United States
7 Indonesia (Republic of) 6.5% Bds 15/06/2025 IDR1000000	2.03%	Bonds	Indonesia
8 Denmark (Kingdom of) 0.5% Bds 15/11/2029 DKK0.01	1.95%	Bonds	Denmark
9 USA Treasury Strip 0% Principal 15/05/2043 USD100	1.94%	Bonds	United States
10 Canada Housing Trust No1 0.95% Bds 15/06/2025 CAD5000	1.92%	Bonds	Canada

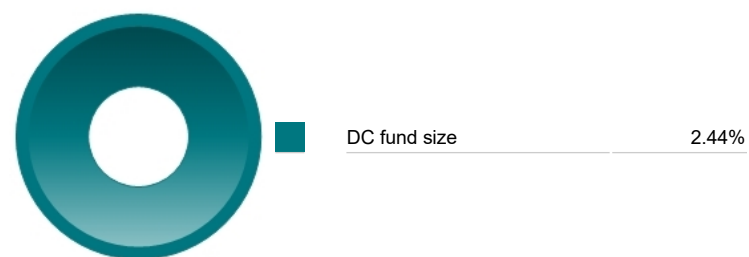
Asset Allocation



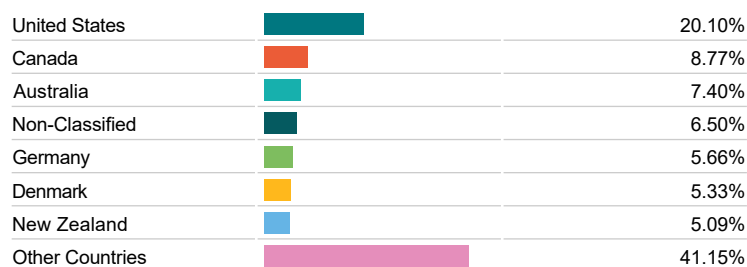
Regional Allocation




Asset Allocation



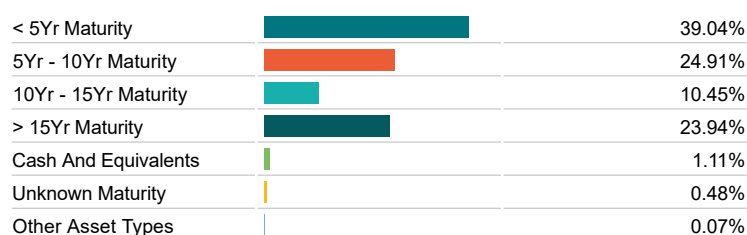
Top Country Breakdown



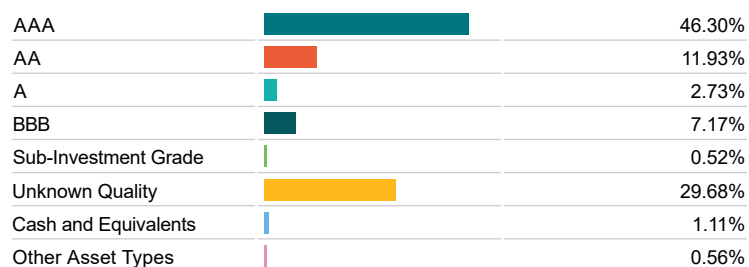
Bond Sector Breakdown



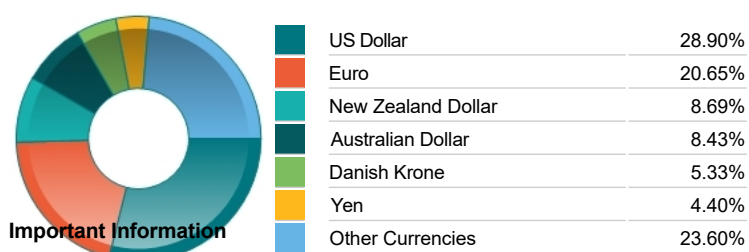
Fixed Interest Maturity Profile



Fixed Interest Quality Profile



Fixed Interest Currencies



Important Information

The Industry Classification Benchmark is a product of FTSE International Limited and has been licensed for use. "Prudential" is a trading name of The Prudential Assurance Company Limited, which is registered in England and Wales. Registered office at 10 Fenchurch Avenue, London EC3M 5AG. Registered number 15454. Authorised by the Prudential Regulation Authority and regulated by the Financial Conduct Authority and the Prudential Regulation Authority.