

Benchmark

Benchmark	-
-----------	---

Identification Codes

Sedol Code	BTCLCP2
Mex Code	-
Isin Code	GB00BTCLCP27
Citi Code	BDZFR

Fund Overview

Mid (03/04/2025)	111.74p
Historic yield	-
Fund size (28/02/2025)	£23.55m
Number of holdings	34
Ongoing Charges	0.84%
Launch date	-

Fund Charges

Entry Charge	0.00%
Ongoing Charges	0.84%

Fund Background

Valuation frequency	-
Valuation point	-
Fund type	Not Applicable
Launch price	-
Fund currency	Pound Sterling
Fund domicile	-
ISA allowable	-
SIPP allowable	-

Dealing

Minimum Investment	-
Minimum Top Up	-
Minimum Regular Saving	-
Settlement Period: Buy	4 days
Settlement Period: Sell	4 days
Pricing Basis	Forward
Dealing Decimals	3

Performance

Performance for this fund will be shown when the fund is one year old

Discrete performance - to last month end

	31/03/20 to 31/03/21	31/03/21 to 31/03/22	31/03/22 to 31/03/23	31/03/23 to 31/03/24	31/03/24 to 31/03/25
Fund	n/a	n/a	n/a	n/a	n/a
Sector	29.1%	5.0%	-4.0%	10.1%	2.9%
Rank	n/a	n/a	n/a	n/a	n/a
Quartile	n/a	n/a	n/a	n/a	n/a

Annualised performance

	Annualised		
	3 Years to 31/03/25	5 Years to 31/03/25	10 Years to 31/03/25
Fund	n/a	n/a	n/a
Sector	2.8%	8.1%	5.0%
Rank	n/a	n/a	n/a
Quartile	n/a	n/a	n/a


Group Details

Group name	Valu-Trac
Group address	Valu-Trac Investment Management Limited Orton, Fochabers Moray Scotland IV32 7QE
Group telephone	01343 880217
Dealing telephone	-
Email	-
Homepage	www.valu-trac.com/index.php
Fax number	-

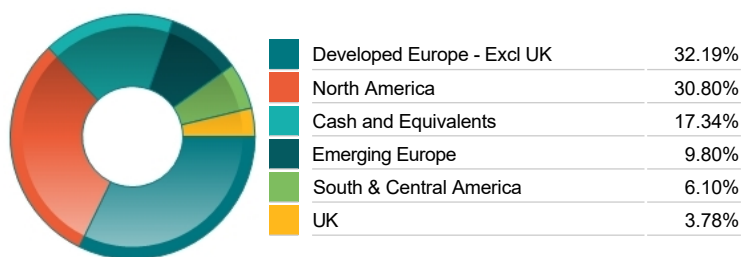
Top 10 Holdings

Name	% Weight	Sector	Country
1 US T Bill 0% 01/04/2025	8.74%	Bonds	United States
2 OTP BANK NYRT.	5.28%	Banks	Hungary
3 RHEINMETALL AG	5.27%	Aerospace & Defence	Germany
4 AUTO1 GROUP SE	4.89%	Retailers	Germany
5 SPOTIFY TECHNOLOGY S A	4.78%	Media	Luxembourg
6 FRESENIUS SE & CO. KGAA	4.68%	Health Care Providers	Germany
7 PELOTON INTERACTIVE	3.25%	Travel & Leisure	United States
8 BRISTOL-MYERS SQUIBB CO	2.97%	Pharmaceuticals & Biotechnology	United States
9 YPF SOCIEDAD ANONIMA	2.56%	Non-Renewable Energy	Argentina
10 MTU AERO ENGINES AG	2.32%	Aerospace & Defence	Germany

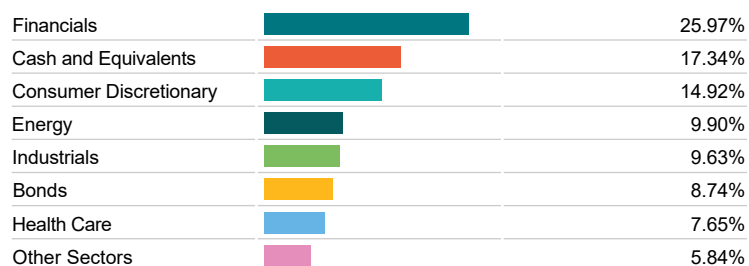
Asset Allocation



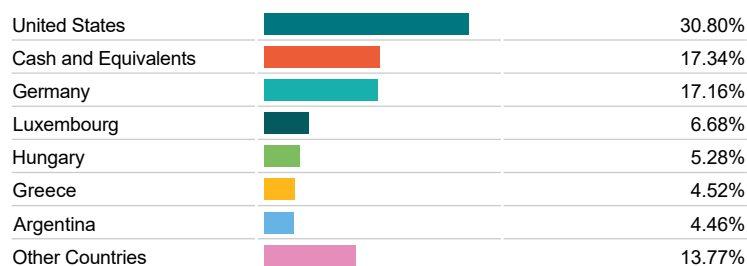
Regional Allocation



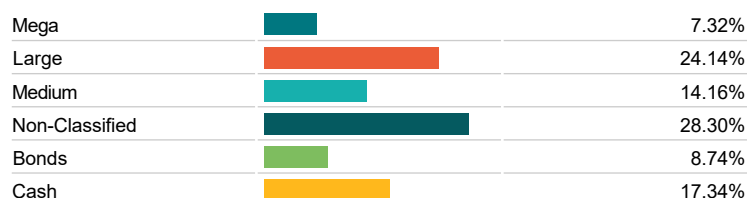
Equity Sector Breakdown



Top Country Breakdown



Breakdown By Market Cap (%)



Fixed Interest Currencies

