

Benchmark

Benchmark	MSCI ACWI Index
Benchmark Category	Target
IA Sector	Global Equity Income

Identification Codes

Sedol Code	BK7XXF7
Mex Code	-
Isin Code	GB00BK7XXF71
Citi Code	QGNE

Fund Overview

Mid (26/07/2024)	140.62p
Historic yield	3.06%
Fund size (31/05/2024)	£2365.43m
Number of holdings	40
Ongoing Charges	0.56%
Launch date	18/07/2008

Fund Charges

Entry Charge	0.00%
Ongoing Charges	0.56%

Fund Background

Valuation frequency	Daily
Valuation point	12:00
Fund type	OEIC
Launch price	£1.00
Fund currency	Pound Sterling
Fund domicile	United Kingdom
ISA allowable	Yes
SIPP allowable	Yes

Dealing

Minimum Investment	-
Minimum Top Up	-
Minimum Regular Saving	-
Settlement Period: Buy	-
Settlement Period: Sell	-
Pricing Basis	None
Dealing Decimals	-

Distribution Dates

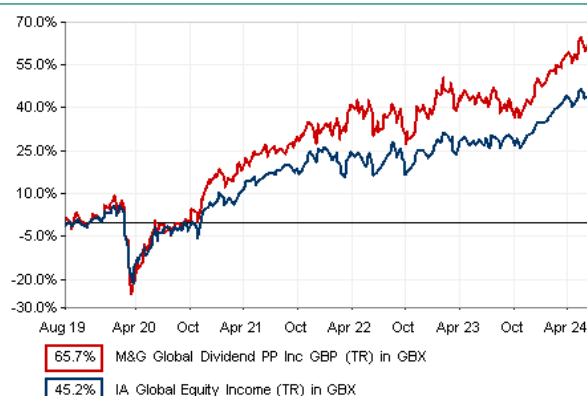
Ex dividend date(s)	Income payment date(s)
04 January	26 February
01 April	31 May
01 July	31 August
01 October	30 November

Aims

The Fund has three aims:

- To deliver an income stream that increases every year.
- To deliver a yield above that available from the MSCI ACWI Index over any five-year period.
- To deliver a higher total return (the combination of capital growth and income), net of the Ongoing Charge Figure, than that of the MSCI ACWI Index over any five-year period.

Performance



Discrete performance - to last month end

	30/06/19 to 30/06/20	30/06/20 to 30/06/21	30/06/21 to 30/06/22	30/06/22 to 30/06/23	30/06/23 to 30/06/24
Fund	n/a	26.9%	5.5%	9.2%	15.5%
Sector	-2.6%	21.2%	1.0%	9.2%	12.8%
Rank	25/45	13/46	9/49	30/50	12/52
Quartile	3	2	1	3	1

Annualised performance

	3 Years to 30/06/24	Annualised 5 Years to 30/06/24	10 Years to 30/06/24
Fund	10.0%	n/a	n/a
Sector	7.5%	8.0%	8.4%
Rank	14/49	12/45	n/a
Quartile	2	1	n/a

Fund Managers



Name: Stuart Rhodes
Manager for: 16 years

Ratings

FE Crown



Group Details

Group name	M&G Investments
Group address	10 Fenchurch Avenue London EC3M 5AG United Kingdom
Group telephone	0800 390 390
Dealing telephone	0800 328 3196
Email	info@mandg.co.uk
Homepage	www.mandg.co.uk
Fax number	-


Important Information

- Source of portfolio data: Broadridge. Source of performance data: FE fundinfo. We can't predict the future. Past performance isn't a guide to future performance. The figures shown are intended only to demonstrate performance history of the fund, after allowing for the impact of ongoing charges, but take no account of product charges. Ongoing charges may vary in the future and may be higher than they are now. Fund performance is based upon the movement of the daily price and is shown as total return in GBP with income reinvested. The value of your investment can go down as well as up so you might get back less than you put in. This factsheet is for information purposes only. If there is information or terminology included that you would like to discuss, then please contact an adviser. Investors should refer to their policy documentation and supporting brochures for fund availability, investment strategy, any product information and charges. Every care has been taken in populating this output, however it must be appreciated that neither Broadridge, Prudential nor their sources guarantee the accuracy, adequacy or completeness of this information or make any warranties regarding results from its usage.

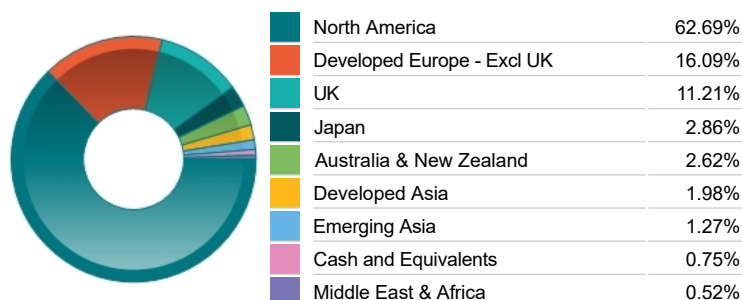
Top 10 Holdings

Name	% Weight	Sector	Country
1 METHANEX CORPORATION	8.89%	Chemicals	Canada
2 IMPERIAL BRANDS	7.94%	Tobacco	United Kingdom
3 BROADCOM INC	6.09%	Technology Hardware & Equipment	United States
4 GIBSON ENERGY	4.81%	Non-Renewable Energy	Canada
5 KEYERA CORP	4.14%	Non-Renewable Energy	Canada
6 MICROSOFT CORPORATION	3.99%	Software & Computer Services	United States
7 AMCOR	3.75%	General Industrials	United States
8 LUNDIN MINING CORP	3.68%	Industrial Metals & Mining	Canada
9 ABRDN	3.28%	Investment Banking & Brokerage Services	United Kingdom
10 BRISTOL-MYERS SQUIBB CO	3.07%	Pharmaceuticals & Biotechnology	United States

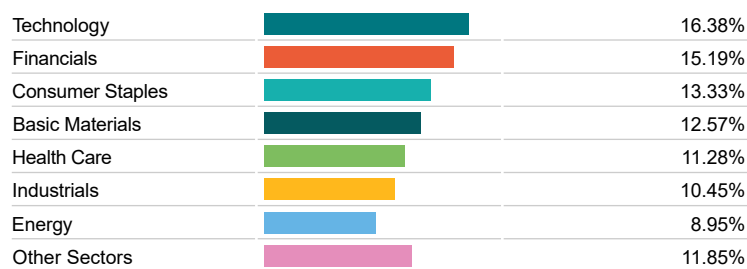
Asset Allocation



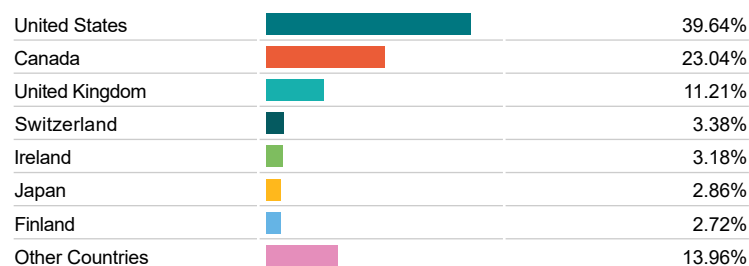
Regional Allocation



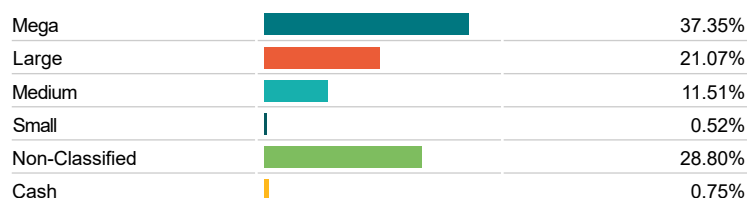
Equity Sector Breakdown



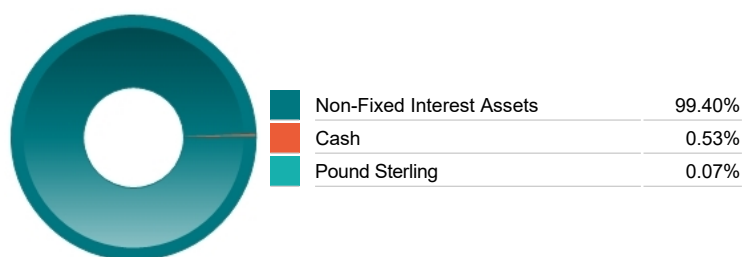
Top Country Breakdown



Breakdown By Market Cap (%)



Fixed Interest Currencies



Important Information

- The Industry Classification Benchmark is a product of FTSE International Limited and has been licensed for use. "Prudential" is a trading name of The Prudential Assurance Company Limited, which is registered in England and Wales. Registered office at 10 Fenchurch Avenue, London EC3M 5AG. Registered number 15454. Authorised by the Prudential Regulation Authority and regulated by the Financial Conduct Authority and the Prudential Regulation Authority.