

**Benchmark**

Benchmark	IA Mixed Investment 0-35% shares
Sector	ABI Mixed Investment 0-35% Shares

**Identification Codes**

Sedol Code	BN4BD77
Mex Code	-
Isin Code	GB00BN4BD779
Citi Code	AXUEZ

**Fund Overview**

Bid (02/07/2024)	101.30
Offer (02/07/2024)	101.30
Fund size	-
Underlying Fund size	£104.36m
Number of holdings	7326
Launch date	13/10/2023

**Fund Charges**

Annual Management Charge (AMC)	1.29%
Further Costs	0.08%
<b>Yearly Total</b>	<b>1.37%</b>

**Aims**

Objective: The investment strategy of the fund is to buy units in the WS Prudential Risk Managed Active 1 Fund - the underlying fund.

Underlying Fund Objective: The fund aims to achieve long-term (in excess of 5 years) total return (the combination of income and growth of capital) by investing in a mix of assets from around the world and aims to limit the average volatility per annum over rolling 5 year periods to 9%. There is no guarantee the objective will be achieved over any time period and the actual volatility, at any time, may be higher or lower than 9%. Capital invested is at risk.

**Performance**

Performance for this fund will be shown when the fund is one year old

**Discrete performance - to last month end**

	30/06/19 to 30/06/20	30/06/20 to 30/06/21	30/06/21 to 30/06/22	30/06/22 to 30/06/23	30/06/23 to 30/06/24
Fund	n/a	n/a	n/a	n/a	n/a

**Annualised performance**

	Annualised		
	3 Years to 30/06/24	5 Years to 30/06/24	10 Years to 30/06/24
Fund	n/a	n/a	n/a

**Fund Managers**



Name: Philip Butler  
 Manager of the underlying fund for: 7 years, 7 months

**Ratings**

FE Crown



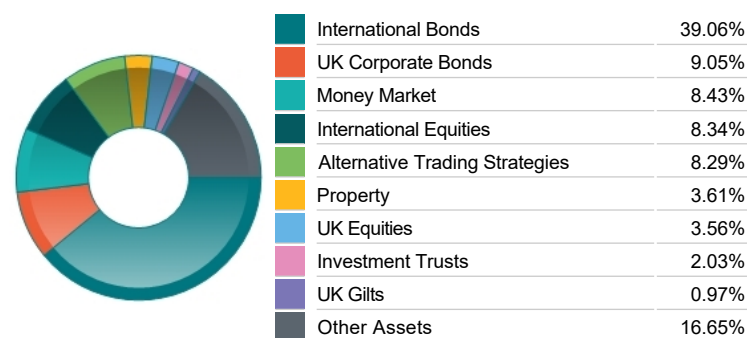
**Important Information**

- Source of portfolio data: Broadridge. Source of performance data: FE fundinfo. We can't predict the future. Past performance isn't a guide to future performance. The figures shown are intended only to demonstrate performance history of the fund, after allowing for the impact of fund charges and further costs, but take no account of product charges, or any Annual Management Charge paid for by the deduction of units. Charges and further costs may vary in the future and may be higher than they are now. Fund performance is based upon the movement of the daily price and is shown as total return in GBP with gross income reinvested. The value of your client's investment can go down as well as up and the amount your client gets back may be less than they put in.
- This factsheet is for investment professionals and is for information purposes only. Should you wish to present any of this content to your client, please refer to similar pages on pru.co.uk. You should refer to your client's policy documentation and supporting brochures for fund availability, investment strategy, any product information and charges. Every care has been taken in populating this output, however it must be appreciated that neither Broadridge, Prudential nor their sources guarantee the accuracy, adequacy or completeness of this information or make any warranties regarding results from its usage.

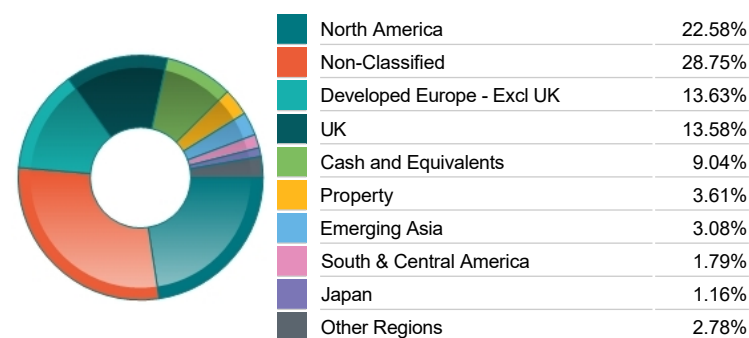
Top 10 Holdings

Name	% Weight	Sector	Country
1 L&G FREEHOLD PROPERTY	1.17%	Property	Direct Property and REITs
2 iShares iShares II plc Asia Property Yield UCITS ETF USD (Dist)	1.16%	Non-Classified	Direct Property and REITs
3 3¼% Treasury Gilt 2044	0.45%	Bonds	United Kingdom
4 ½ Treasury 2046	0.44%	Bonds	United Kingdom
5 US TSY BIL 0% 06/02/24	0.33%	Bonds	United States
6 iShares iShares plc European Property Yield UCITS ETF EUR (Dist)	0.30%	Non-Classified	Direct Property and REITs
7 INT DEV 2.125% 15/12/2028	0.25%	Bonds	United States
8 KFW 0.125% 30/12/2026	0.25%	Bonds	Germany
9 UNITED KINGDOM (GOVERNMENT OF) 0% 05/02/2024	0.24%	Bonds	United Kingdom
10 Kreditanstalt fuer Wiederaufbau 4.625% 07/08/26	0.20%	Bonds	Germany

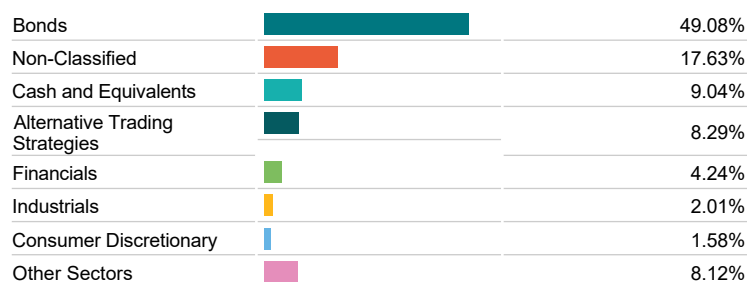
Asset Allocation



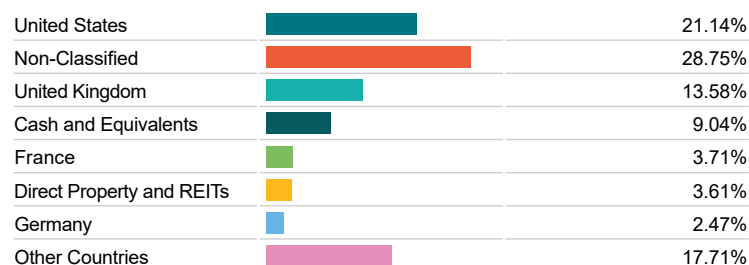
Regional Allocation



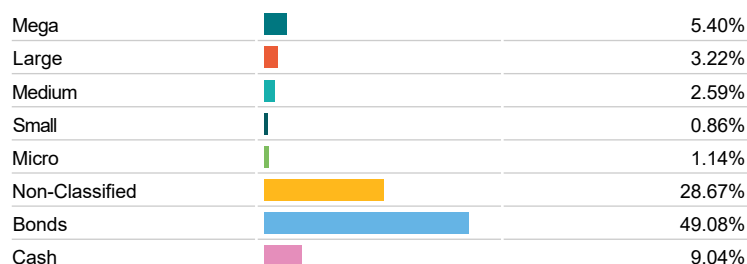
Bond Sector Breakdown




Top Country Breakdown



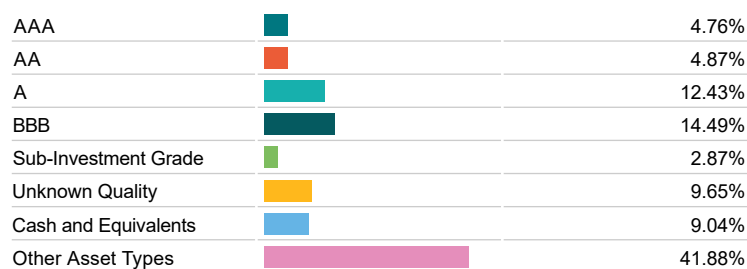
Breakdown By Market Cap (%)



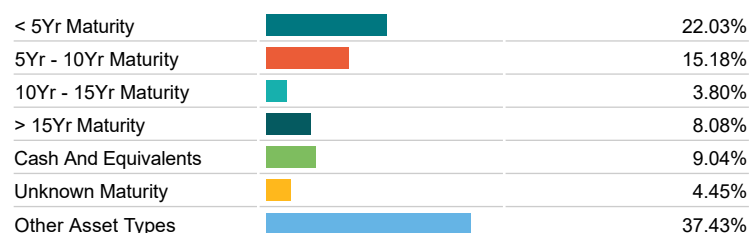
Fixed Interest Currencies



Fixed Interest Quality Profile



Fixed Interest Maturity Profile



Important Information

- The Industry Classification Benchmark is a product of FTSE International Limited and has been licensed for use.
- "Prudential" is a trading name of The Prudential Assurance Company Limited, which is registered in England and Wales. Registered office at 10 Fenchurch Avenue, London EC3M 5AG. Registered number 15454. Authorised by the Prudential Regulation Authority and regulated by the Financial Conduct Authority and the Prudential Regulation Authority.