

### Benchmark

Benchmark	MSCI Emerging Markets Index
Benchmark Category	-
IA Sector	Specialist

### Identification Codes

Sedol Code	B64TS99
Mex Code	CFGLEM
Isin Code	GB00B64TS998
Citi Code	F3C3

### Fund Overview

Mid (19/07/2024)	429.69p
Historic yield	0.58%
Fund size (30/06/2024)	£674.36m
Number of holdings	51
Ongoing Charges	0.92%
Launch date	08/04/2009

### Fund Charges

Entry Charge	0.00%
Ongoing Charges	0.92%

### Fund Background

Valuation frequency	Daily
Valuation point	12:00
Fund type	OEIC
Launch price	£1.00
Fund currency	Pound Sterling
Fund domicile	United Kingdom
ISA allowable	Yes
SIPP allowable	Yes

### Dealing

Minimum Investment	£500000
Minimum Top Up	£50000
Minimum Regular Saving	-
Settlement Period: Buy	4 days
Settlement Period: Sell	4 days
Pricing Basis	Forward
Dealing Decimals	3

### Distribution Dates

Ex dividend date(s)	Income payment date(s)
01 February	31 March
01 August	30 September

### Aims

The fund aims to achieve long-term capital growth. The fund invests in a diversified portfolio of securities of issuers established or having significant operations in emerging economies and listed, traded or dealt in on regulated markets worldwide. The investment process will take account of sustainability themes and issues and requires positive engagement with companies in respect of these.

### Performance



### Discrete performance - to last month end

	30/06/19 to 30/06/20	30/06/20 to 30/06/21	30/06/21 to 30/06/22	30/06/22 to 30/06/23	30/06/23 to 30/06/24
Fund	-2.6%	23.3%	-15.1%	9.0%	6.1%

### Annualised performance

	Annualised		
	3 Years to 30/06/24	5 Years to 30/06/24	10 Years to 30/06/24
Fund	-0.6%	3.4%	6.5%

### Fund Managers



Name: Jack Nelson  
 Manager for: 7 years, 2 months

### Ratings

FE Crown



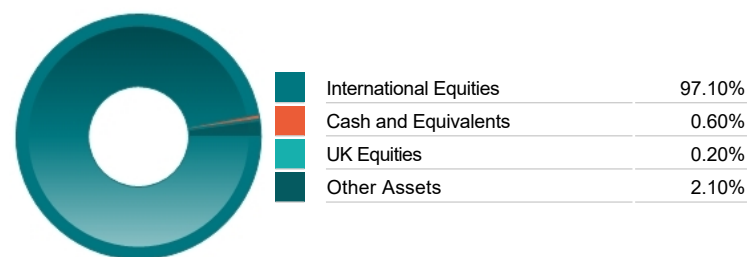
### Group Details

Group name	Stewart Investors (First Sentier Investors) (UK)
Group address	Finsbury Circus House 15 Finsbury Circus London EC2M 7EB
Group telephone	020 7332 6500
Dealing telephone	-
Email	-
Homepage	www.firstsentierinvestors.com
Fax number	-

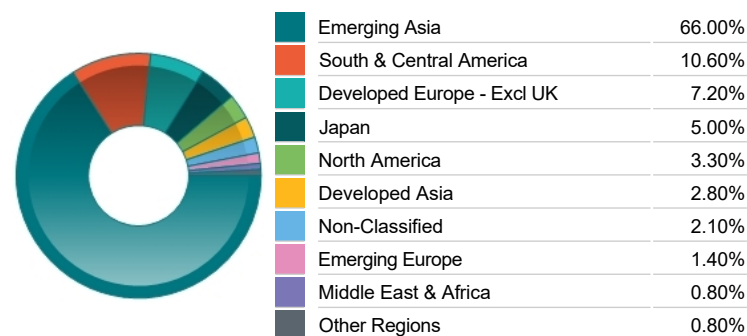
Top 10 Holdings

Name	% Weight	Sector	Country
1 MAHINDRA & MAHINDRA LTD	7.90%	Automobiles & Parts	India
2 TAIWAN SEMICONDUCTOR MANUFACTURING COMPANY LIMITED	6.20%	Technology Hardware & Equipment	Taiwan
3 TUBE INVESTMENTS OF INDIA	5.40%	Industrial Metals & Mining	India
4 HDFC BANK LIMITED	5.00%	Banks	India
5 TATA CONSULTANCY SERVICES LIMITED	4.20%	Software & Computer Services	India
6 SAMSUNG ELECTRONICS CO. LTD	3.00%	Telecommunications Equipment	South Korea
7 UNICHARM CORP	3.00%	Personal Care, Drug & Grocery Stores	Japan
8 KOTAK MAHINDRA BANK LIMITED	2.80%	Banks	India
9 VOLTRONIC POWER TECHNOLOGY CORP	2.80%	Electronic & Electrical Equipment	Taiwan
10 JERONIMO MARTINS SGPS SA	2.80%	Personal Care, Drug & Grocery Stores	Portugal

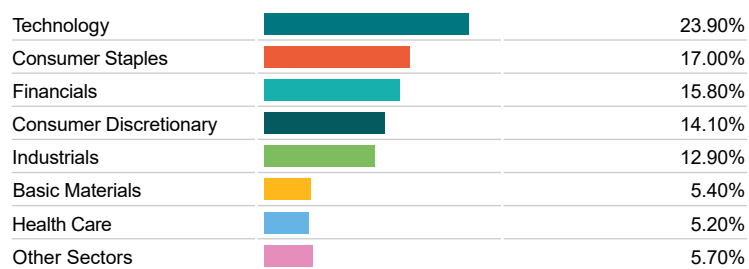
Asset Allocation



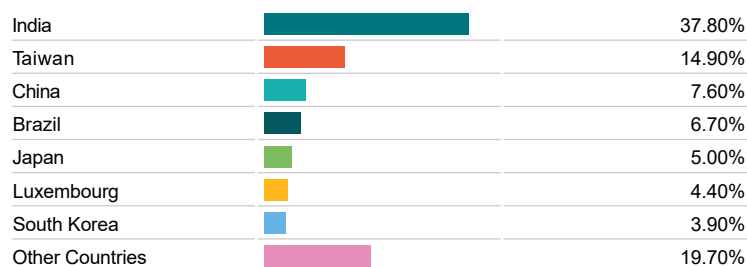
Regional Allocation



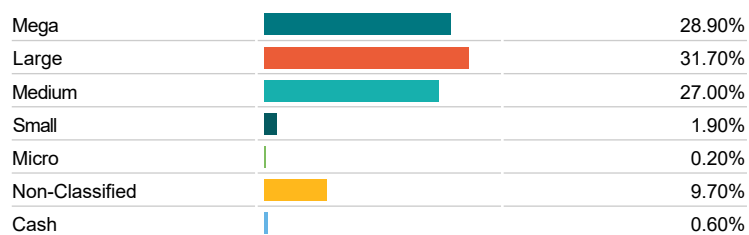
Equity Sector Breakdown



Top Country Breakdown



Breakdown By Market Cap (%)



Fixed Interest Currencies

