

Benchmark

Benchmark	FTSE All-Share
Benchmark Category	-
IA Sector	UK All Companies

Identification Codes

Sedol Code	B4KL9F8
Mex Code	RWJUUS
Isin Code	GB00B4KL9F89
Citi Code	FER9

Fund Overview

Mid (19/07/2024)	340.66p
Historic yield	3.42%
Fund size (31/03/2024)	£1889.60m
Number of holdings	189
Ongoing Charges	0.76%
Launch date	15/06/2009

Fund Charges

Entry Charge	0.00%
Ongoing Charges	0.76%

Fund Background

Valuation frequency	Daily
Valuation point	12:00
Fund type	Unit Trust
Launch price	£0.50
Fund currency	Pound Sterling
Fund domicile	United Kingdom
ISA allowable	Yes
SIPP allowable	Yes

Dealing

Minimum Investment	£5000000
Minimum Top Up	£50000
Minimum Regular Saving	-
Settlement Period: Buy	3 days
Settlement Period: Sell	3 days
Pricing Basis	Forward
Dealing Decimals	2

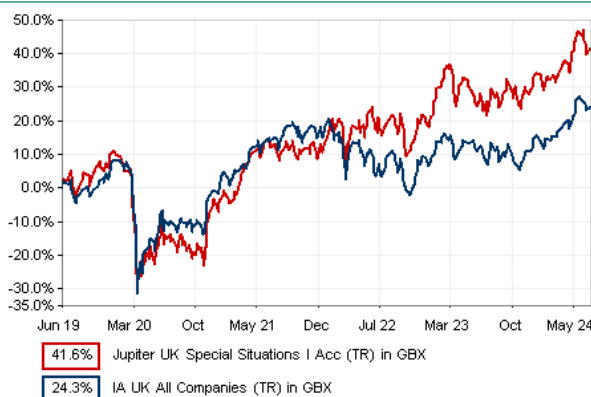
Distribution Dates

Ex dividend date(s)	Income payment date(s)
01 April	31 May
01 October	30 November

Aims

At least 70% of the Fund is invested in shares of companies based in the UK (i.e. companies domiciled, headquartered or which conduct a majority of their business activity, in the UK). Up to 30% of the Fund may be invested in other assets, including shares of other companies (which may be based anywhere in the world), open-ended funds (including funds managed by Jupiter and its associates), cash and near cash.

Performance



Discrete performance - to last month end

	30/06/19 to 30/06/20	30/06/20 to 30/06/21	30/06/21 to 30/06/22	30/06/22 to 30/06/23	30/06/23 to 30/06/24
Fund	-14.4%	30.4%	5.6%	6.1%	13.3%
Sector	-11.0%	27.7%	-8.5%	6.2%	12.6%
Rank	168/213	64/218	17/225	143/230	106/231
Quartile	4	2	1	3	2

Annualised performance

	3 Years to 30/06/24	5 Years to 30/06/24	10 Years to 30/06/24
Fund	8.3%	7.2%	6.6%
Sector	3.0%	4.4%	5.2%
Rank	32/225	19/213	36/185
Quartile	1	1	1

Fund Managers



Name: Ben Whitmore
Manager for: 17 years, 8 months

Ratings

FE Crown



Group Details

Group name	Jupiter Unit Trust Managers Limited
Group address	The Zig Zag Building, 70 Victoria Street, London, SW1E 6SQ
Group telephone	020 3817 1063
Dealing telephone	0800 561 4000
Email	intermediary-sales-support@jupiteram.com
Homepage	www.jupiteram.com
Fax number	0800 561 4001


Important Information

- Source of portfolio data: Broadridge. Source of performance data: FE fundinfo. We can't predict the future. Past performance isn't a guide to future performance. The figures shown are intended only to demonstrate performance history of the fund, after allowing for the impact of ongoing charges, but take no account of product charges. Ongoing charges may vary in the future and may be higher than they are now. Fund performance is based upon the movement of the daily price and is shown as total return in GBP with income reinvested. The value of your client's investment can go down as well as up and the amount your client gets back may be less than they put in.
- This factsheet is for investment professionals and is for information purposes only. Should you wish to present any of this content to your client, please refer to similar pages on pru.co.uk. You should refer to your client's policy documentation and supporting brochures for fund availability, investment strategy, any product information and charges. Every care has been taken in populating this output, however it must be appreciated that neither Broadridge, Prudential nor their sources guarantee the accuracy, adequacy or completeness of this information or make any warranties regarding results from its usage.

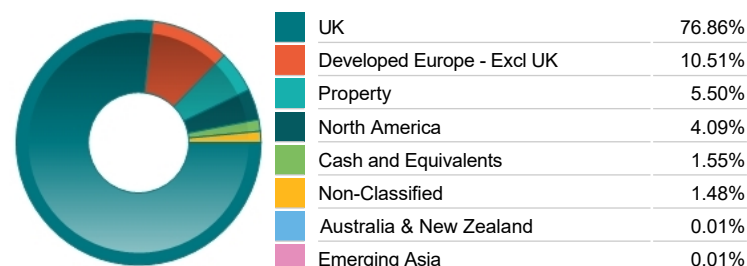
Top 10 Holdings

Name	% Weight	Sector	Country
1 GSK	4.88%	Pharmaceuticals & Biotechnology	United Kingdom
2 BP	4.44%	Non-Renewable Energy	United Kingdom
3 SHELL	3.47%	Non-Renewable Energy	United Kingdom
4 LAND SECURITIES GROUP	3.21%	Real Estate Investment Trusts	Direct Property and REITs
5 IMPERIAL BRANDS	2.99%	Tobacco	United Kingdom
6 TESCO	2.93%	Personal Care, Drug & Grocery Stores	United Kingdom
7 TP ICAP GROUP	2.92%	Investment Banking & Brokerage Services	United Kingdom
8 WPP	2.89%	Media	United Kingdom
9 AVIVA	2.88%	Life Insurance	United Kingdom
10 BARCLAYS	2.76%	Banks	United Kingdom

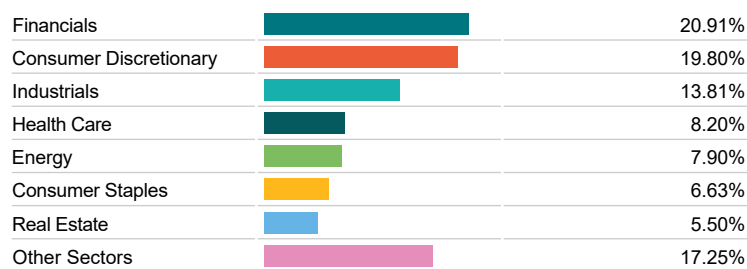
Asset Allocation



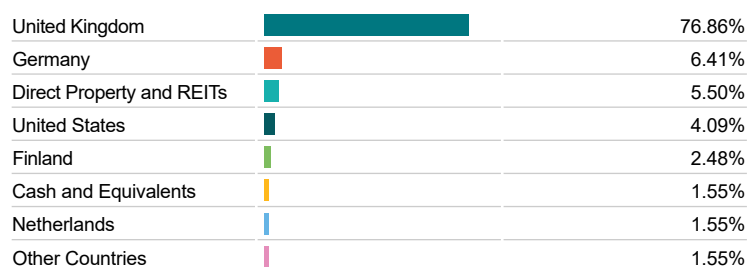
Regional Allocation



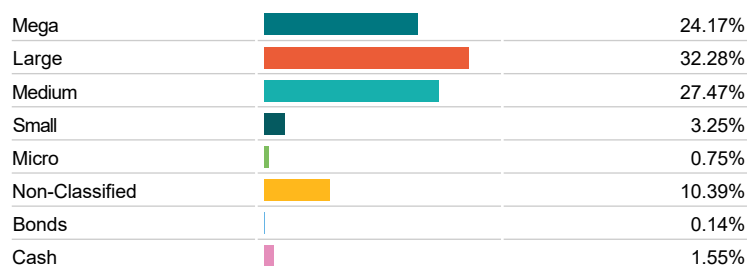
Equity Sector Breakdown



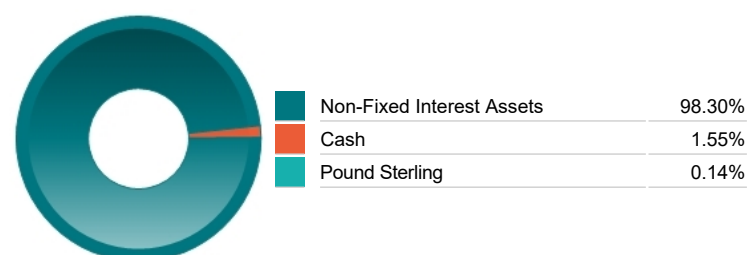
Top Country Breakdown



Breakdown By Market Cap (%)



Fixed Interest Currencies



Important Information

- The Industry Classification Benchmark is a product of FTSE International Limited and has been licensed for use. "Prudential" is a trading name of The Prudential Assurance Company Limited, which is registered in England and Wales. Registered office at 10 Fenchurch Avenue, London EC3M 5AG. Registered number 15454. Authorised by the Prudential Regulation Authority and regulated by the Financial Conduct Authority and the Prudential Regulation Authority.