

Benchmark

Benchmark	FTSE Gold Mining Index - GBP Price
Benchmark Category	-
IA Sector	Specialist

Identification Codes

Sedol Code	B5ZNJ89
Mex Code	MYBLKG
Isin Code	GB00B5ZNJ896
Citi Code	FMP2

Fund Overview

Bid (23/08/2024)	1581.23p
Offer (23/08/2024)	1595.59p
Historic yield	1.09%
Fund size (30/06/2024)	£895.67m
Number of holdings	301
Ongoing Charges	1.16%
Launch date	01/07/2009

Fund Charges

Entry Charge	0.00%
Ongoing Charges	1.16%

Fund Background

Valuation frequency	Daily
Valuation point	12:00
Fund type	Unit Trust
Launch price	£1.00
Fund currency	Pound Sterling
Fund domicile	United Kingdom
ISA allowable	Yes
SIPP allowable	Yes

Dealing

Minimum Investment	£100000
Minimum Top Up	£100
Minimum Regular Saving	-
Settlement Period: Buy	3 days
Settlement Period: Sell	3 days
Pricing Basis	Forward
Dealing Decimals	3

Distribution Dates

Ex dividend date(s)	Income payment date(s)
01 March	30 April

Aims

BlackRock Gold and General Fund seeks to achieve long-term capital growth primarily through an actively managed portfolio of gold mining, commodity and precious-metal related shares. The Fund may also invest in other transferable securities and units in collective investment schemes. Derivatives may also be used for the purposes of efficient portfolio management.

Performance



Discrete performance - to last month end

	31/07/19 to 31/07/20	31/07/20 to 31/07/21	31/07/21 to 31/07/22	31/07/22 to 31/07/23	31/07/23 to 31/07/24
Fund	42.1%	-20.3%	-20.2%	14.7%	19.4%

Annualised performance

	Annualised		
	3 Years to 31/07/24	5 Years to 31/07/24	10 Years to 31/07/24
Fund	3.0%	4.3%	6.1%

Fund Managers



Name: Tom Holl Evy Hambro
 Manager for: 9 years, 1 months 15 years, 4 months

Ratings

FE Crown



Group Details

Group name	BlackRock Investment Management (UK) Limited
Group address	12 Throgmorton Avenue London EC2N 2DL
Group telephone	08457 405 405
Dealing telephone	0800 445522
Email	broker.services@blackrock.com
Homepage	www.blackrock.co.uk
Fax number	020 7743 1135

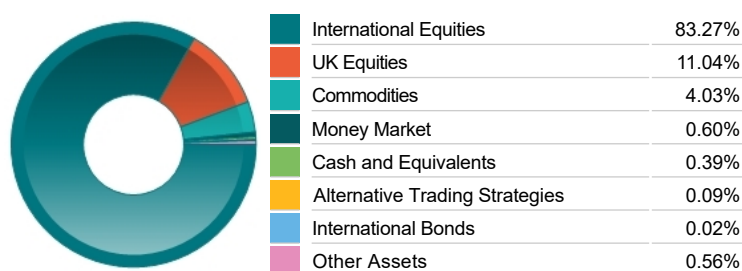
Important Information

- Source of portfolio data: Broadridge. Source of performance data: FE fundinfo. We can't predict the future. Past performance isn't a guide to future performance. The figures shown are intended only to demonstrate performance history of the fund, after allowing for the impact of ongoing charges, but take no account of product charges. Ongoing charges may vary in the future and may be higher than they are now. Fund performance is based upon the movement of the daily price and is shown as total return in GBP with income reinvested. The value of your client's investment can go down as well as up and the amount your client gets back may be less than they put in.
- This factsheet is for investment professionals and is for information purposes only. Should you wish to present any of this content to your client, please refer to similar pages on pru.co.uk. You should refer to your client's policy documentation and supporting brochures for fund availability, investment strategy, any product information and charges. Every care has been taken in populating this output, however it must be appreciated that neither Broadridge, Prudential nor their sources guarantee the accuracy, adequacy or completeness of this information or make any warranties regarding results from its usage.

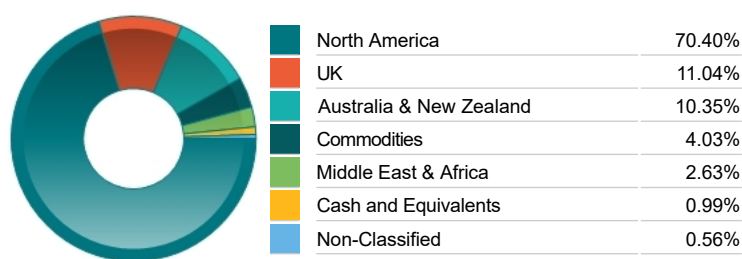
Top 10 Holdings

Name	% Weight	Sector	Country
1 NEWMONT CORPORATION	8.00%	Precious Metals & Mining	United States
2 AGNICO EAGLE MINES LTD	7.53%	Precious Metals & Mining	Canada
3 BARRICK GOLD CORPORATION	7.03%	Precious Metals & Mining	Canada
4 ENDEAVOUR MINING	6.51%	Precious Metals & Mining	United Kingdom
5 KINROSS GOLD CORPORATION	6.02%	Precious Metals & Mining	Canada
6 NORTHERN STAR RESOURCES LTD	4.88%	Precious Metals & Mining	Australia
7 ALAMOS GOLD	4.68%	Precious Metals & Mining	Canada
8 WHEATON PRECIOUS METALS CORP.	4.58%	Precious Metals & Mining	Canada
9 ANGLOGOLD ASHANTI	4.07%	Precious Metals & Mining	United Kingdom
10 PAN AMERICAN SILVER CORP.	3.84%	Precious Metals & Mining	Canada

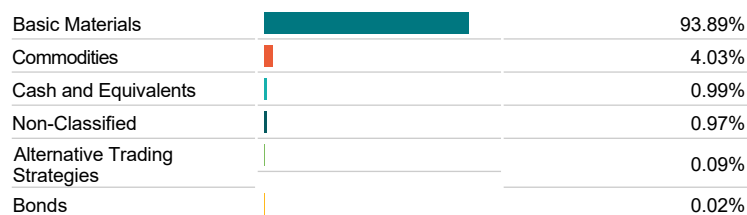
Asset Allocation



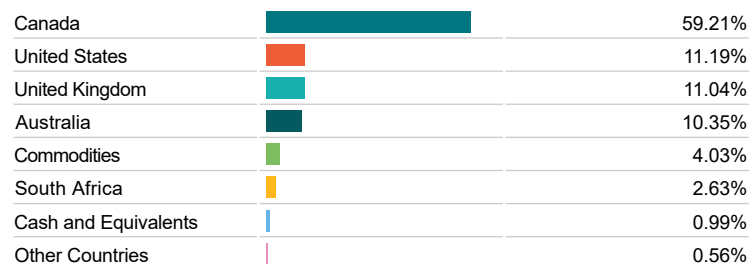
Regional Allocation



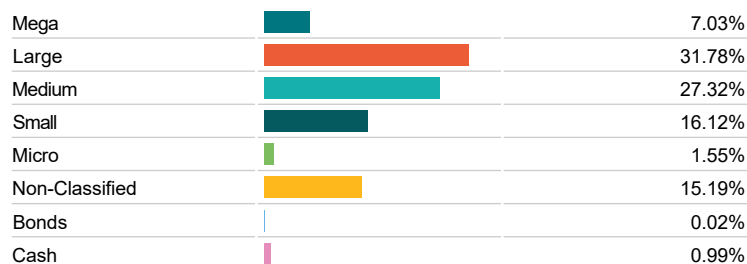
Equity Sector Breakdown



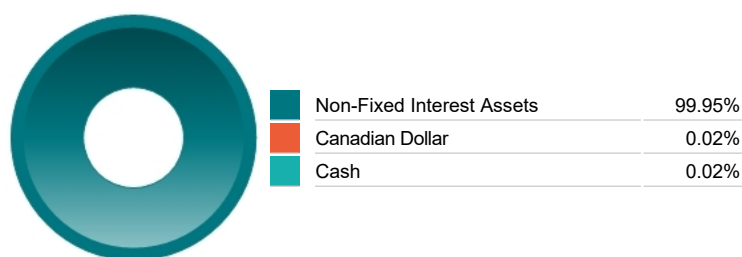
Top Country Breakdown



Breakdown By Market Cap (%)



Fixed Interest Currencies



Important Information

- The Industry Classification Benchmark is a product of FTSE International Limited and has been licensed for use. "Prudential" is a trading name of The Prudential Assurance Company Limited, which is registered in England and Wales. Registered office at 10 Fenchurch Avenue, London EC3M 5AG. Registered number 15454. Authorised by the Prudential Regulation Authority and regulated by the Financial Conduct Authority and the Prudential Regulation Authority.