

### Benchmark

Benchmark	Mixed Investment 0-35% Shares
Benchmark Category	-
IA Sector	Mixed Investment 0-35% Shares

### Identification Codes

Sedol Code	BZ3T3D2
Mex Code	-
Isin Code	GB00BZ3T3D26
Citi Code	NXM3

### Fund Overview

Mid (31/07/2023)	89.34p
Historic yield	-
Fund size (31/03/2023)	£6.30m
Number of holdings	7441
Ongoing Charges	1.16%
Launch date	01/06/2017

### Fund Charges

Entry Charge	0.00%
Ongoing Charges	1.16%

### Fund Background

Valuation frequency	Daily
Valuation point	12:00
Fund type	OEIC
Launch price	£1.00
Fund currency	Pound Sterling
Fund domicile	United Kingdom
ISA allowable	Yes
SIPP allowable	Yes

### Dealing

Minimum Investment	-
Minimum Top Up	-
Minimum Regular Saving	-
Settlement Period: Buy	-
Settlement Period: Sell	-
Pricing Basis	None
Dealing Decimals	-

### Distribution Dates

Ex dividend date(s)	Income payment date(s)
31 October	31 December

### Aims

The aim of the Fund is to increase in value, over a minimum of 5 years, by investing in a range of asset classes and global markets. The Fund will do this through a combination of capital growth, which is profit on investments held, and income, which is money paid out of investments such as dividends from shares and interest from bonds.

### Performance

No data available! Please enter a valid code!

### Fund Managers



Name: John Leiper  
 Manager for: 6 years, 4 months

### Ratings

FE Crown



### Group Details

Group name	IFSL Acumen
Group address	5 Victoria Street Windsor Berkshire SL4 1HB
Group telephone	+44 1753 867000
Dealing telephone	-
Email	-
Homepage	tavistockinvestments.com/
Fax number	-

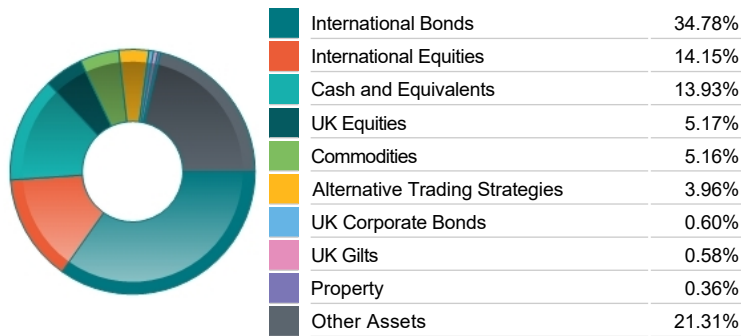
### Important Information

- Source of portfolio data: Broadridge. Source of performance data: FE fundinfo. We can't predict the future. Past performance isn't a guide to future performance. The figures shown are intended only to demonstrate performance history of the fund, after allowing for the impact of ongoing charges, but take no account of product charges. Ongoing charges may vary in the future and may be higher than they are now. Fund performance is based upon the movement of the daily price and is shown as total return in GBP with income reinvested. The value of your client's investment can go down as well as up and the amount your client gets back may be less than they put in.
- This factsheet is for investment professionals and is for information purposes only. Should you wish to present any of this content to your client, please refer to similar pages on pru.co.uk. You should refer to your client's policy documentation and supporting brochures for fund availability, investment strategy, any product information and charges. Every care has been taken in populating this output, however it must be appreciated that neither Broadridge, Prudential nor their sources guarantee the accuracy, adequacy or completeness of this information or make any warranties regarding results from its usage.

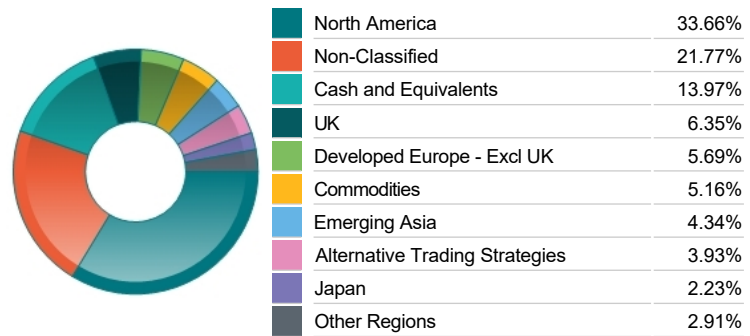
Top 10 Holdings

Name	% Weight	Sector	Country
1 UBS ETF BBRG BMEALCSU	5.41%	Non-Classified	Non-Classified
2 XTrackers Xtrackers S&P 500 Inverse Daily Swap UCITS ETF ETF [LSE]	3.93%	Non-Classified	Alternative Trading Strategies
3 LYXOR ENERG ESG UCIT ETF	2.22%	Non-Classified	Non-Classified
4 CHINA PEOPLES REPUBLIC OF (GOVERNMENT	0.81%	Bonds	China
5 CHINA PEOPLES REPUBLIC OF (GOVERNMENT	0.75%	Bonds	China
6 NEWMONT CORPORATION	0.39%	Precious Metals & Mining	United States
7 JOHNSON & JOHNSON	0.37%	Pharmaceuticals & Biotechnology	United States
8 CHINA PEOPLES REPUBLIC OF (GOVERNMENT	0.34%	Bonds	China
9 BARRICK GOLD CORPORATION	0.29%	Precious Metals & Mining	Canada
10 SHELL	0.29%	Non-Renewable Energy	Non-Classified

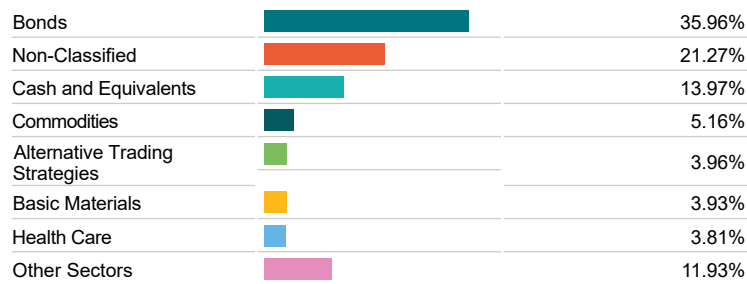
Asset Allocation



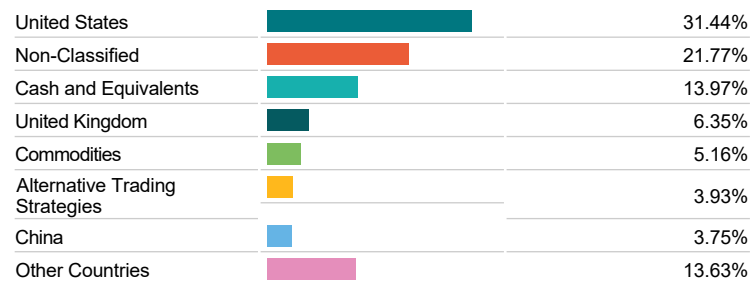
Regional Allocation



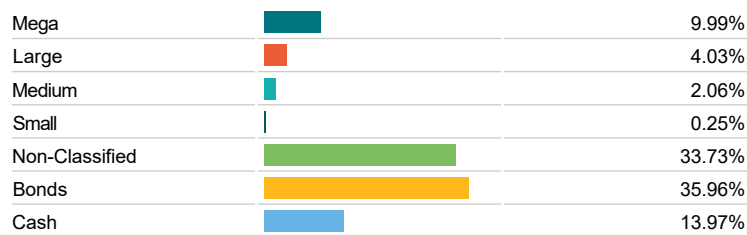
Bond Sector Breakdown



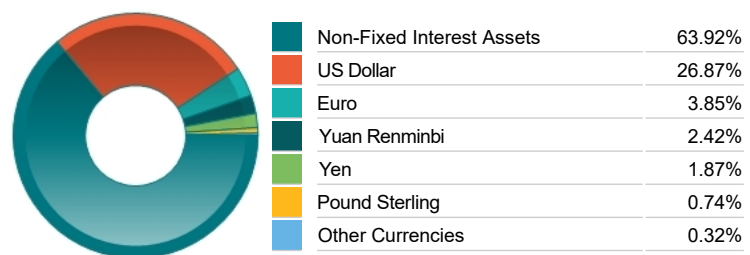
Top Country Breakdown



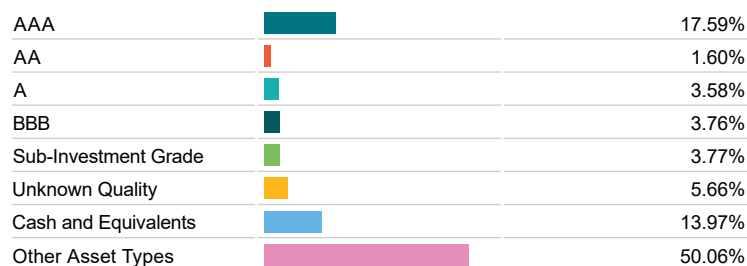
Breakdown By Market Cap (%)



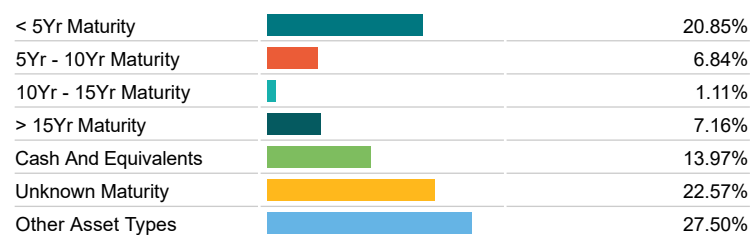
Fixed Interest Currencies



Fixed Interest Quality Profile



Fixed Interest Maturity Profile



Important Information

- The Industry Classification Benchmark is a product of FTSE International Limited and has been licensed for use. "Prudential" is a trading name of The Prudential Assurance Company Limited, which is registered in England and Wales. Registered office at 10 Fenchurch Avenue, London EC3M 5AG. Registered number 15454. Authorised by the Prudential Regulation Authority and regulated by the Financial Conduct Authority and the Prudential Regulation Authority.