

Benchmark

Benchmark	ML European Currency High Yield Constrained ex Sub Fin (Hedged to EUR)
Benchmark Category	-
IA Sector	Global Bonds

Identification Codes

Sedol Code	BF50Y74
Mex Code	COHRD
Isin Code	LU1829333845
Citi Code	P4FD

Fund Overview

Mid (22/08/2024)	£8.62
Historic yield	-
Fund size (31/05/2024)	£278.90m
Number of holdings	311
Ongoing Charges	0.77%
Launch date	29/08/2018

Fund Charges

Entry Charge	3.00%
Ongoing Charges	0.77%

Fund Background

Valuation frequency	Daily
Valuation point	15:00
Fund type	SICAV
Launch price	£10.00
Fund currency	Pound Sterling
Fund domicile	Luxembourg
ISA allowable	Yes
SIPP allowable	Yes

Dealing

Minimum Investment	-
Minimum Top Up	-
Minimum Regular Saving	-
Settlement Period: Buy	-
Settlement Period: Sell	-
Pricing Basis	None
Dealing Decimals	-

Aims

The European High Yield Bond Portfolio seeks to achieve a total return from income and capital appreciation by investing principally in Euro or Sterling denominated fixed income securities that are rated below Investment Grade. The Portfolio will principally invest in fixed income securities issued by companies domiciled in Europe, or with significant European operations. The Portfolio may invest in CoCos (not exceeding 10% of the Portfolio's Net Asset Value). The Portfolio may use financial derivative instruments for hedging purposes. Typically, where securities are denominated in a currency other than Euro it is intended that they will typically be hedged back into Euro. The weighted average credit rating is expected to be BB- as rated by S&P or Fitch or the Moody's equivalent of Ba3.

Performance




Discrete performance - to last month end

	31/07/19 to 31/07/20	31/07/20 to 31/07/21	31/07/21 to 31/07/22	31/07/22 to 31/07/23	31/07/23 to 31/07/24
Fund	-0.7%	2.3%	-12.0%	5.1%	8.2%
Sector	-2.3%	2.3%	-11.3%	7.3%	7.9%
Rank	8/42	21/43	28/46	42/48	20/50
Quartile	1	2	3	4	2

Annualised performance

	3 Years to 31/07/24	5 Years to 31/07/24	10 Years to 31/07/24
Fund	0.0%	0.3%	3.7%
Sector	0.9%	0.5%	3.2%
Rank	36/46	22/42	8/23
Quartile	4	3	2

Fund Managers



Name: Roman Gaiser Gareth Simmons
 Manager for: 5 years, 10 months 5 years, 11 months

Group Details

Group name	Columbia Threadneedle (Lux) I
Group address	Cannon Place 78 Cannon Street London EC4N 6AG
Group telephone	0800 068 4000
Dealing telephone	-
Email	-
Homepage	www.columbiathreadneedle.com
Fax number	-


Important Information

- Source of portfolio data: Broadridge. Source of performance data: FE fundinfo. We can't predict the future. Past performance isn't a guide to future performance. The figures shown are intended only to demonstrate performance history of the fund, after allowing for the impact of ongoing charges, but take no account of product charges. Ongoing charges may vary in the future and may be higher than they are now. Fund performance is based upon the movement of the daily price and is shown as total return in GBP with income reinvested. The value of your client's investment can go down as well as up and the amount your client gets back may be less than they put in.
- This factsheet is for investment professionals and is for information purposes only. Should you wish to present any of this content to your client, please refer to similar pages on pru.co.uk. You should refer to your client's policy documentation and supporting brochures for fund availability, investment strategy, any product information and charges. Every care has been taken in populating this output, however it must be appreciated that neither Broadridge, Prudential nor their sources guarantee the accuracy, adequacy or completeness of this information or make any warranties regarding results from its usage.

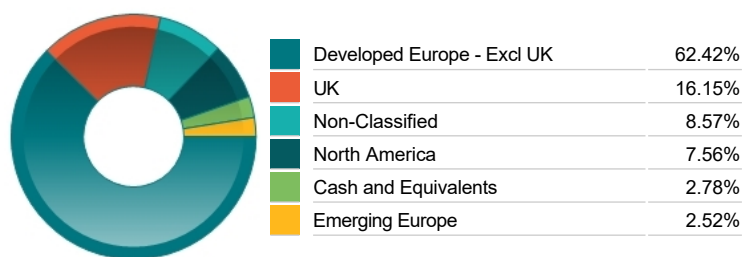
Top 10 Holdings

Name	% Weight	Sector	Country
1 LORCA TELECOM BONDCO 4.00 18/09/2027	1.16%	Bonds	Spain
2 TELEFONICA EUROPE BV 3.875	0.99%	Bonds	Netherlands
3 ELECTRICITE DE FRANCE SA 5.00	0.93%	Bonds	France
4 FORVIA SE 2.375 15/06/2027	0.93%	Bonds	France
5 BELLIS ACQUISITION CO PL 8.125 14/05/2030	0.92%	Bonds	United Kingdom
6 EMRLD BOR / EMRLD CO-ISS 6.375 15/12/2030	0.88%	Bonds	United States
7 INPOST SA 2.25 15/07/2027	0.88%	Bonds	Luxembourg
8 INEOS FINANCE PLC 6.375 15/04/2029	0.87%	Bonds	United Kingdom
9 MARKET BIDCO FINCO PLC 5.50 04/11/2027	0.82%	Bonds	United Kingdom
10 IQVIA INC 2.25 15/01/2028	0.82%	Bonds	United States


Asset Allocation



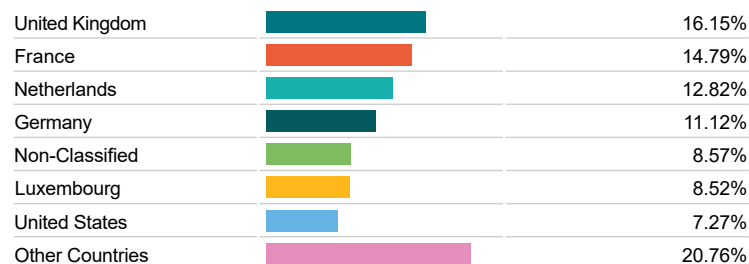
Regional Allocation



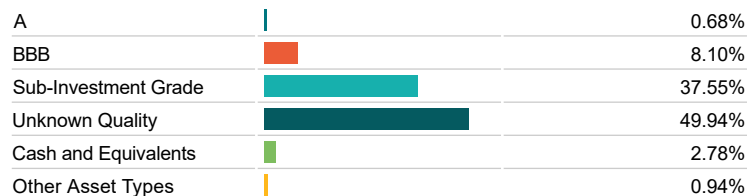
Bond Sector Breakdown



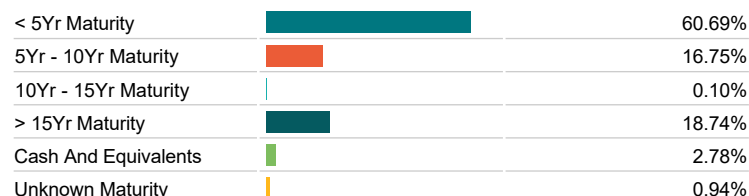
Top Country Breakdown




Fixed Interest Quality Profile



Fixed Interest Maturity Profile



Fixed Interest Currencies



Important Information

The Industry Classification Benchmark is a product of FTSE International Limited and has been licensed for use. "Prudential" is a trading name of The Prudential Assurance Company Limited, which is registered in England and Wales. Registered office at 10 Fenchurch Avenue, London EC3M 5AG. Registered number 15454. Authorised by the Prudential Regulation Authority and regulated by the Financial Conduct Authority and the Prudential Regulation Authority.