

Benchmark

Benchmark	IA Asia Pacific including Japan Sector
Benchmark Category	-
IA Sector	Asia Pacific Including Japan

Identification Codes

Sedol Code	B8N44Y6
Mex Code	BRGAAT
Isin Code	GB00B8N44Y60
Citi Code	GUVN

Fund Overview

Mid (20/12/2024)	624.96p
Historic yield	1.51%
Fund size (30/09/2024)	£330.07m
Number of holdings	184
Ongoing Charges	0.91%
Launch date	11/12/2012

Fund Charges

Entry Charge	0.00%
Ongoing Charges	0.91%

Fund Background

Valuation frequency	Daily
Valuation point	12:00
Fund type	ICVC
Launch price	£1.00
Fund currency	Pound Sterling
Fund domicile	United Kingdom
ISA allowable	Yes
SIPP allowable	Yes

Dealing

Minimum Investment	£500
Minimum Top Up	£100
Minimum Regular Saving	£20
Settlement Period: Buy	3 days
Settlement Period: Sell	3 days
Pricing Basis	Forward
Dealing Decimals	2

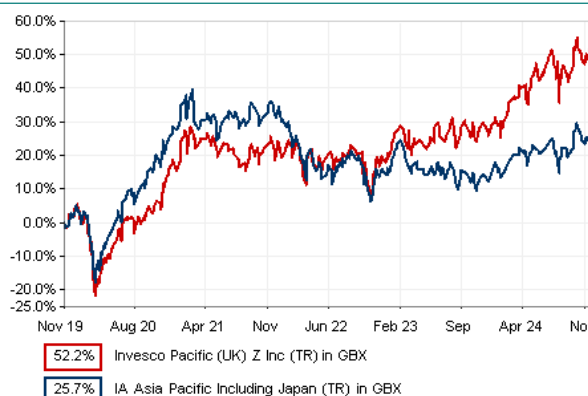
Distribution Dates

Ex dividend date(s)	Income payment date(s)
01 December	31 January

Aims

The Fund aims to achieve long-term (5 years plus) capital growth. The Fund invests at least 80% of its assets in shares or other equity related securities of companies incorporated, domiciled or carrying out the main part of their economic activity in Asia and Australasia, including Japan. In pursuing the Fund's investment objective, the fund manager may consider it appropriate to also invest in other transferable securities (including non Asian or Australasian companies), money market instruments, collective investment schemes (including funds managed by the Invesco group), deposits and cash.

Performance




Discrete performance - to last month end

	30/11/19 to 30/11/20	30/11/20 to 30/11/21	30/11/21 to 30/11/22	30/11/22 to 30/11/23	30/11/23 to 30/11/24
Fund	14.0%	4.2%	0.5%	7.3%	18.8%
Sector	24.5%	5.5%	-11.7%	-1.8%	10.3%
Rank	7/9	5/9	2/9	2/11	2/11
Quartile	3	2	1	1	1

Annualised performance

	Annualised		
	3 Years to 30/11/24	5 Years to 30/11/24	10 Years to 30/11/24
Fund	8.6%	8.8%	9.8%
Sector	-1.4%	4.7%	7.7%
Rank	2/9	1/9	1/7
Quartile	1	1	1

Fund Managers



Name: Tony Roberts William Lam
 Manager for: 11 years, 6 months 11 years, 6 months

Ratings

FE Crown



Group Details

Group name	Invesco ICVC
Group address	INVECO Park Henley-on-Thames Oxfordshire RG9 1HH United Kingdom
Group telephone	0800 028 2121
Dealing telephone	0800 085 8571
Email	Sally.Elsbury@Invesco.com
Homepage	https://www.invesco.co.uk/uk
Fax number	01491 416000

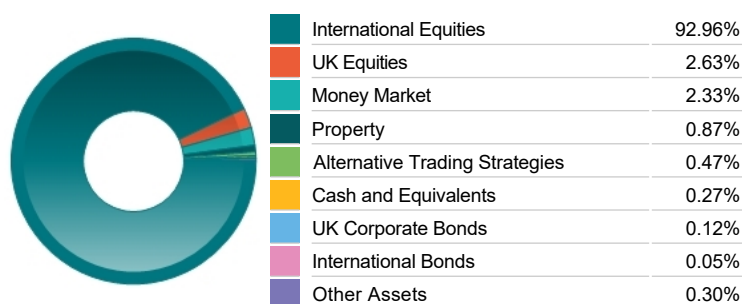
Important Information

- Source of portfolio data: Broadridge. Source of performance data: FE fundinfo. We can't predict the future. Past performance isn't a guide to future performance. The figures shown are intended only to demonstrate performance history of the fund, after allowing for the impact of ongoing charges, but take no account of product charges. Ongoing charges may vary in the future and may be higher than they are now. Fund performance is based upon the movement of the daily price and is shown as total return in GBP with income reinvested. The value of your client's investment can go down as well as up and the amount your client gets back may be less than they put in.
- This factsheet is for investment professionals and is for information purposes only. Should you wish to present any of this content to your client, please refer to similar pages on pru.co.uk. You should refer to your client's policy documentation and supporting brochures for fund availability, investment strategy, any product information and charges. Every care has been taken in populating this output, however it must be appreciated that neither Broadridge, Prudential nor their sources guarantee the accuracy, adequacy or completeness of this information or make any warranties regarding results from its usage.

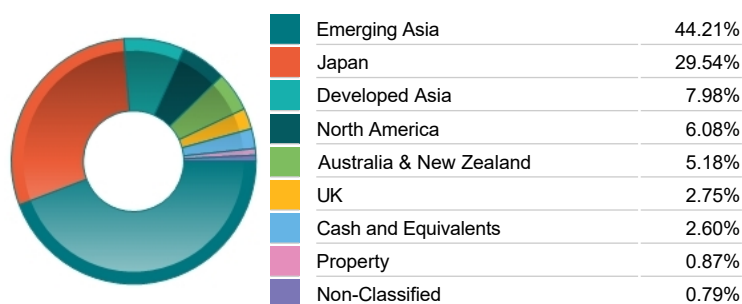
Top 10 Holdings

Name	% Weight	Sector	Country
1 TAIWAN SEMICONDUCTOR MANUFACTURING COMPANY LIMITED	8.28%	Technology Hardware & Equipment	Taiwan
2 TENCENT HOLDINGS LIMITED	4.49%	Software & Computer Services	China
3 SAMSUNG ELECTRONICS CO. LTD	4.44%	Telecommunications Equipment	South Korea
4 SONY CORP	2.67%	Leisure Goods	Japan
5 KDDI CORPORATION	2.47%	Telecommunications Service Providers	Japan
6 ALIBABA GROUP HOLDING LIMITED	2.47%	Retailers	China
7 AIA GROUP LIMITED	2.35%	Life Insurance	Hong Kong
8 HDFC BANK LIMITED	2.29%	Banks	India
9 NETEASE INC	2.25%	Leisure Goods	China
10 SHIN-ETSU CHEMICAL CO.	2.24%	Chemicals	Japan

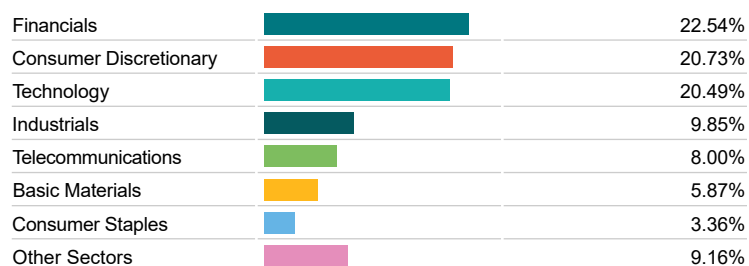
Asset Allocation



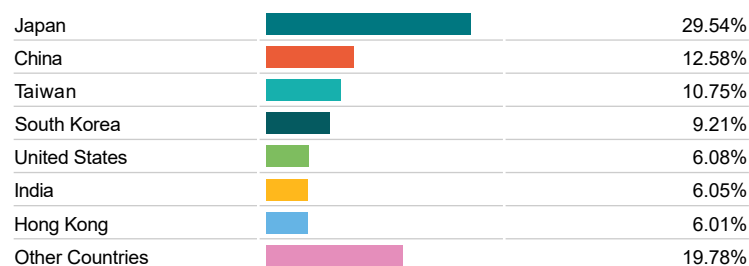
Regional Allocation



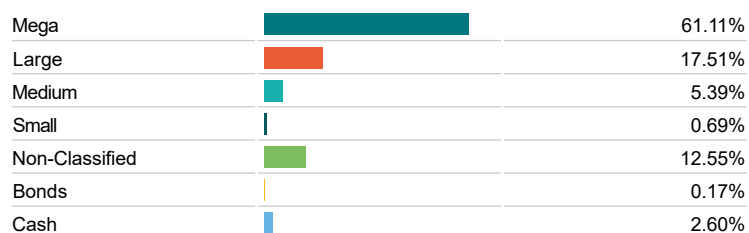
Equity Sector Breakdown



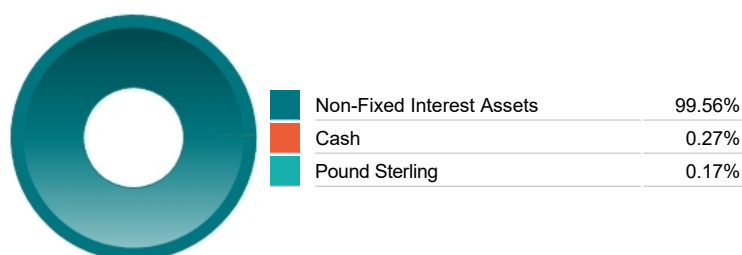
Top Country Breakdown



Breakdown By Market Cap (%)



Fixed Interest Currencies



Important Information

- The Industry Classification Benchmark is a product of FTSE International Limited and has been licensed for use.
- "Prudential" is a trading name of The Prudential Assurance Company Limited, which is registered in England and Wales. Registered office at 10 Fenchurch Avenue, London EC3M 5AG. Registered number 15454. Authorised by the Prudential Regulation Authority and regulated by the Financial Conduct Authority and the Prudential Regulation Authority.