

**Benchmark**

Benchmark	FTSE All-Share
Benchmark Category	-
IA Sector	UK All Companies

**Identification Codes**

Sedol Code	B40C597
Mex Code	RWAABF
Isin Code	GB00B40C5979
Citi Code	09Q6

**Fund Overview**

Mid (19/07/2024)	273.49p
Historic yield	1.48%
Fund size (31/03/2024)	£390.44m
Number of holdings	34
Ongoing Charges	0.99%
Launch date	19/09/2011

**Fund Charges**

Entry Charge	0.00%
Ongoing Charges	0.99%

**Fund Background**

Valuation frequency	Daily
Valuation point	12:00
Fund type	Unit Trust
Launch price	£0.25
Fund currency	Pound Sterling
Fund domicile	United Kingdom
ISA allowable	Yes
SIPP allowable	Yes

**Dealing**

Minimum Investment	£5000000
Minimum Top Up	£50000
Minimum Regular Saving	-
Settlement Period: Buy	3 days
Settlement Period: Sell	3 days
Pricing Basis	Forward
Dealing Decimals	2

**Distribution Dates**

Ex dividend date(s)	Income payment date(s)
01 January	28 February
01 July	31 August

**Aims**

At least 70% of the Fund is invested in shares of companies based in the UK (i.e. companies domiciled, headquartered or which conduct a majority of their business activity, in the UK). Up to 30% of the Fund may be invested in other assets, including shares of companies based anywhere in the world, open-ended funds (including funds managed by Jupiter and its associates), cash and near cash.

**Performance**



**Discrete performance - to last month end**

	30/06/19 to 30/06/20	30/06/20 to 30/06/21	30/06/21 to 30/06/22	30/06/22 to 30/06/23	30/06/23 to 30/06/24
Fund	-24.9%	14.5%	-3.9%	11.2%	7.9%
Sector	-11.0%	27.7%	-8.5%	6.2%	12.6%
Rank	212/213	214/218	97/225	32/230	196/231
Quartile	4	4	2	1	4

**Annualised performance**

	3 Years to 30/06/24	5 Years to 30/06/24	10 Years to 30/06/24
Fund	4.8%	-0.2%	0.9%
Sector	3.0%	4.4%	5.2%
Rank	104/225	206/213	184/185
Quartile	2	4	4

**Fund Managers**



Name: Chris Smith  
 Manager for: 4 years

**Ratings**

FE Crown



**Group Details**

Group name	Jupiter Unit Trust Managers Limited
Group address	The Zig Zag Building, 70 Victoria Street, London, SW1E 6SQ
Group telephone	020 3817 1063
Dealing telephone	0800 561 4000
Email	intermediary-sales-support@jupiteram.com
Homepage	www.jupiteram.com
Fax number	0800 561 4001

**Important Information**

- Source of portfolio data: Broadridge. Source of performance data: FE fundinfo. We can't predict the future. Past performance isn't a guide to future performance. The figures shown are intended only to demonstrate performance history of the fund, after allowing for the impact of ongoing charges, but take no account of product charges. Ongoing charges may vary in the future and may be higher than they are now. Fund performance is based upon the movement of the daily price and is shown as total return in GBP with income reinvested. The value of your client's investment can go down as well as up and the amount your client gets back may be less than they put in.
- This factsheet is for investment professionals and is for information purposes only. Should you wish to present any of this content to your client, please refer to similar pages on pru.co.uk. You should refer to your client's policy documentation and supporting brochures for fund availability, investment strategy, any product information and charges. Every care has been taken in populating this output, however it must be appreciated that neither Broadridge, Prudential nor their sources guarantee the accuracy, adequacy or completeness of this information or make any warranties regarding results from its usage.

**Top 10 Holdings**

Name	% Weight	Sector	Country
1 RELX	7.34%	Media	United Kingdom
2 ASTRAZENECA	5.47%	Pharmaceuticals & Biotechnology	United Kingdom
3 COMPASS GROUP	5.45%	Consumer Services	United Kingdom
4 UNILEVER	5.11%	Personal Care, Drug & Grocery Stores	United Kingdom
5 LONDON STOCK EXCHANGE GROUP	4.99%	Finance & Credit Services	United Kingdom
6 INFORMA	4.57%	Media	United Kingdom
7 INTERTEK GROUP	4.20%	Industrial Support Services	United Kingdom
8 BUNZL	4.06%	General Industrials	United Kingdom
9 BAE SYSTEMS	3.73%	Aerospace & Defence	United Kingdom
10 DIAGEO	3.39%	Beverages	United Kingdom

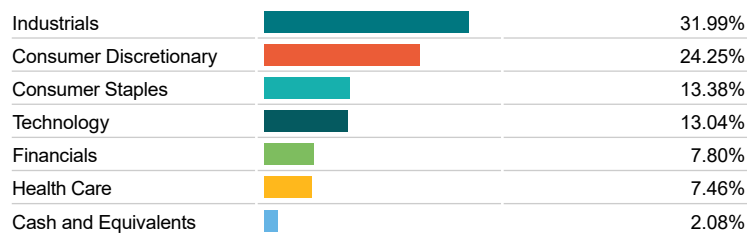
**Asset Allocation**




**Regional Allocation**



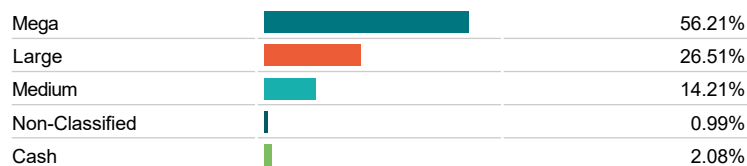
**Equity Sector Breakdown**




**Top Country Breakdown**



**Breakdown By Market Cap (%)**



**Fixed Interest Currencies**



**Important Information**

- The Industry Classification Benchmark is a product of FTSE International Limited and has been licensed for use. "Prudential" is a trading name of The Prudential Assurance Company Limited, which is registered in England and Wales. Registered office at 10 Fenchurch Avenue, London EC3M 5AG. Registered number 15454. Authorised by the Prudential Regulation Authority and regulated by the Financial Conduct Authority and the Prudential Regulation Authority.