

Benchmark

Benchmark	FTSE World Europe ex UK TR
Sector	ABI Europe excluding UK Equities

Identification Codes

Sedol Code	B1YVPP5
Mex Code	SBG
Isin Code	GB00B1YVPP53
Citi Code	AKA3

Fund Overview

Bid (02/07/2024)	180.60
Offer (02/07/2024)	190.10
Fund size (31/05/2024)	£1.93m
Underlying Fund size	£171.50m
Number of holdings	88
Launch date	03/08/2007

Fund Charges

Annual Management Charge (AMC)	1.60%
Further Costs	0.15%
Yearly Total	1.75%

Aims

Objective: The investment strategy of the fund is to purchase units in the Artemis SmartGARP European Equity Fund - the underlying fund.

Underlying Fund Objective: The fund aims to provide long-term capital growth through investment principally in companies in Europe (excluding the UK). The Manager actively manages the portfolio and will not be restricted in the choice of investments either by company size or industry, or in terms of the geographical split of the portfolio.

Performance



Discrete performance - to last month end

	30/06/19 to 30/06/20	30/06/20 to 30/06/21	30/06/21 to 30/06/22	30/06/22 to 30/06/23	30/06/23 to 30/06/24
Fund	-13.0%	24.4%	-9.2%	21.8%	18.5%
Sector	0.3%	19.2%	-11.3%	14.9%	10.3%
Rank	168/177	29/177	90/177	21/177	6/177
Quartile	4	1	3	1	1

Annualised performance

		3 Years to 30/06/24	5 Years to 30/06/24	10 Years to 30/06/24
Fund		9.4%	7.3%	6.6%
Sector		4.0%	6.1%	6.7%
Rank		5/177	67/177	128/169
Quartile		1	2	4

Fund Managers



Name: Philip Wolstencroft Peter Saacke
Manager of the underlying fund for: 23 years, 3 months 21 years, 7 months

Ratings

FE Crown




Important Information

- Because of changes in exchange rates the value of your investment, as well as any money you take from it, can go down as well as up.
- Some funds may invest in 'underlying' funds or other investment vehicles. The performance of our fund, compared to what it's invested in won't be exactly the same. That can be due to additional charges, cash management (needed to help people to enter and leave our fund when they want), tax and the timing of investments (this is known as a fund's dealing cycle, it varies between managers and can be several days).
- Source of portfolio data: Broadridge. Source of performance data: FE fundinfo. We can't predict the future. Past performance isn't a guide to future performance. The figures shown are intended only to demonstrate performance history of the fund, after allowing for the impact of fund charges and further costs, but take no account of product charges, or any Annual Management Charge paid for by the deduction of units. Charges and further costs may vary in the future and may be higher than they are now. Fund performance is based upon the movement of the daily price and is shown as total return in GBP with net income reinvested. The value of your client's investment can go down as well as up and the amount your client gets back may be less than they put in.
- This factsheet is for investment professionals and is for information purposes only. Should you wish to present any of this content to your client, please refer to similar pages on pru.co.uk. You should refer to your client's policy documentation and supporting brochures for fund availability, investment strategy, any product information and charges. Every care has been taken in populating this output, however it must be appreciated that neither Broadridge, Prudential nor their sources guarantee the accuracy, adequacy or completeness of this information or make any warranties regarding results from its usage.

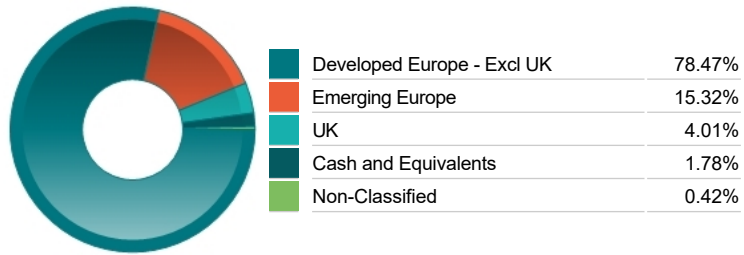
Top 10 Holdings

Name	% Weight	Sector	Country
1 UNICREDIT SOCIETA' PER AZIONI	6.53%	Banks	Italy
2 STELLANTIS N.V.	4.87%	Automobiles & Parts	Netherlands
3 HEIDELBERG MATERIALS AG	3.24%	Construction & Materials	Germany
4 TALANX AKTIENGESELLSCHAFT	3.03%	Non-life Insurance	Germany
5 MYTILINEOS SA	3.01%	Gas, Water & Multi-utilities	Greece
6 COCA-COLA ICECEK A.S.	2.69%	Beverages	Turkey
7 RENAULT	2.64%	Automobiles & Parts	France
8 SCOR SE	2.46%	Non-life Insurance	France
9 GSK	2.31%	Pharmaceuticals & Biotechnology	United Kingdom
10 BIM BIRLESIK MAGAZALAR	2.27%	Personal Care, Drug & Grocery Stores	Turkey

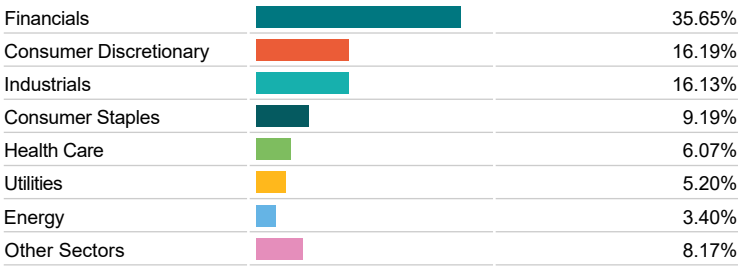
Asset Allocation



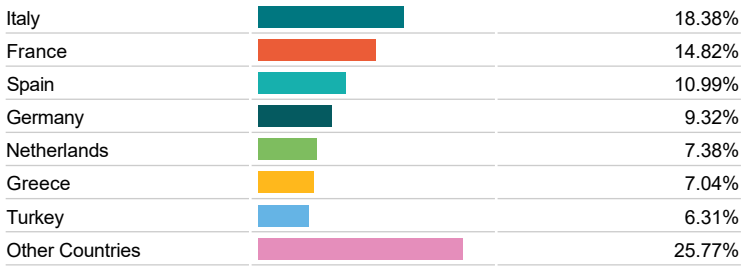
Regional Allocation



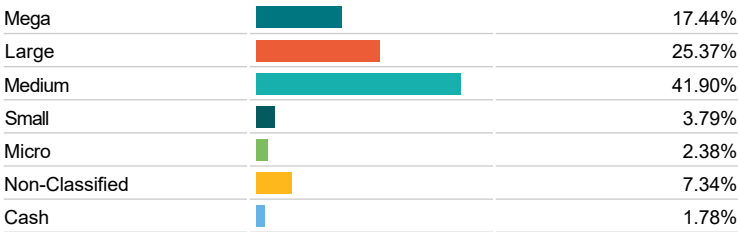
Equity Sector Breakdown



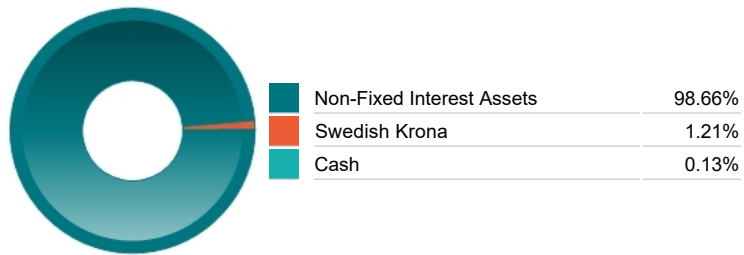
Top Country Breakdown



Breakdown By Market Cap (%)



Fixed Interest Currencies



Important Information

- Because of changes in exchange rates the value of your investment, as well as any money you take from it, can go down as well as up.
- The Industry Classification Benchmark is a product of FTSE International Limited and has been licensed for use.
- "Prudential" is a trading name of The Prudential Assurance Company Limited, which is registered in England and Wales. Registered office at 10 Fenchurch Avenue, London EC3M 5AG. Registered number 15454. Authorised by the Prudential Regulation Authority and regulated by the Financial Conduct Authority and the Prudential Regulation Authority.