

Benchmark

Benchmark	IA Mixed Investment 0%-35% Shares Sector Average
Benchmark Category	-
IA Sector	Mixed Investment 0-35% Shares

Identification Codes

Sedol Code	B52HN04
Mex Code	RWAAAO
Isin Code	GB00B52HN049
Citi Code	09PP

Fund Overview

Mid (17/04/2025)	119.10p
Distribution yield	4.14%
Underlying yield	-
Fund size (31/10/2024)	£255.95m
Number of holdings	1260
Ongoing Charges	0.82%
Launch date	19/09/2011

Fund Charges

Entry Charge	0.00%
Ongoing Charges	0.82%

Fund Background

Valuation frequency	Daily
Valuation point	12:00
Fund type	Unit Trust
Launch price	£0.50
Fund currency	Pound Sterling
Fund domicile	United Kingdom
ISA allowable	Yes
SIPP allowable	Yes

Dealing

Minimum Investment	£5000000
Minimum Top Up	£50000
Minimum Regular Saving	-
Settlement Period: Buy	3 days
Settlement Period: Sell	3 days
Pricing Basis	Forward
Dealing Decimals	2

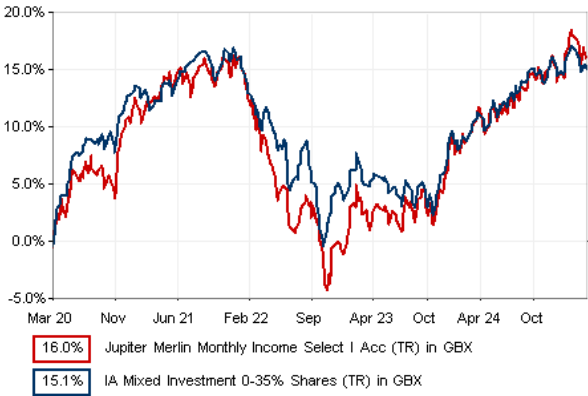
Distribution Dates

Ex dividend date(s)	Income payment date(s)
01 January	27 January
01 February	27 February
01 March	27 March
01 April	27 April
01 May	27 May
01 June	27 June
01 July	27 July
01 August	27 August
01 September	27 September
01 October	27 October
01 November	27 November
01 December	27 December

Aims

To provide a return, through a combination of capital growth and income, net of fees, over the long-term (at least five years).

Performance



Discrete performance - to last month end

	31/03/20 to 31/03/21	31/03/21 to 31/03/22	31/03/22 to 31/03/23	31/03/23 to 31/03/24	31/03/24 to 31/03/25
Fund	12.7%	-3.2%	-6.4%	8.5%	4.7%
Sector	12.1%	-0.2%	-5.9%	5.9%	3.3%
Rank	25/48	55/55	38/58	4/61	12/63
Quartile	3	4	3	1	1

Annualised performance

	3 Years to 31/03/25	5 Years to 31/03/25	10 Years to 31/03/25
Fund	2.1%	3.0%	2.3%
Sector	0.9%	2.9%	2.1%
Rank	10/58	29/48	14/34
Quartile	1	3	2

Fund Managers



Name: Jupiter Merlin team  
Manager for: 2 years, 5 months

Ratings

FE Crown



Group Details

Group name	Jupiter Unit Trust Managers Limited
Group address	The Zig Zag Building, 70 Victoria Street, London, SW1E 6SQ
Group telephone	020 3817 1063
Dealing telephone	0800 561 4000
Email	intermediary-sales-support@jupiteram.com
Homepage	www.jupiteram.com
Fax number	0800 561 4001

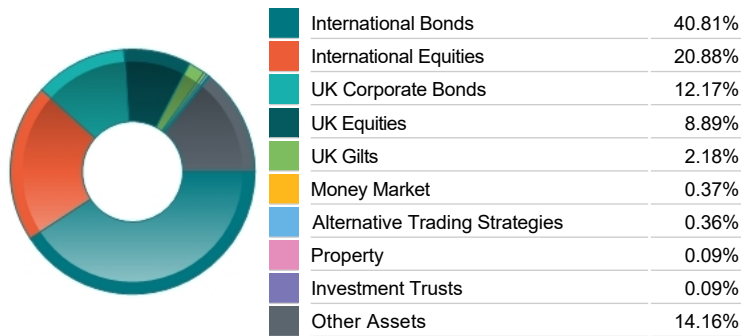
Important Information

- Source of portfolio data: Broadridge. Source of performance data: FE fundinfo. We can't predict the future. Past performance isn't a guide to future performance. The figures shown are intended only to demonstrate performance history of the fund, after allowing for the impact of ongoing charges, but take no account of product charges. Ongoing charges may vary in the future and may be higher than they are now. Fund performance is based upon the movement of the daily price and is shown as total return in GBP with income reinvested. The value of your client's investment can go down as well as up and the amount your client gets back may be less than they put in.
- This factsheet is for investment professionals and is for information purposes only. Should you wish to present any of this content to your client, please refer to similar pages on pru.co.uk. You should refer to your client's policy documentation and supporting brochures for fund availability, investment strategy, any product information and charges. Every care has been taken in populating this output, however it must be appreciated that neither Broadridge, Prudential nor their sources guarantee the accuracy, adequacy or completeness of this information or make any warranties regarding results from its usage.

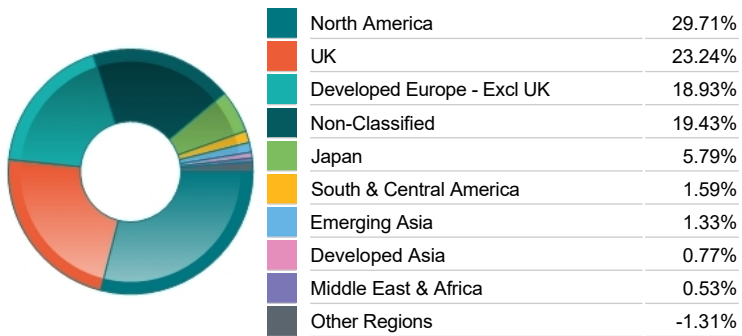
Top 10 Holdings

Name	% Weight	Sector	Country
1 Long Gilt Sep 24	3.87%	Non-Classified	Non-Classified
2 Treasury (Cpi) Note 1.25% 15/04/28	1.86%	Bonds	United States
3 3%% Treasury Gilt 2050	1.40%	Bonds	United Kingdom
4 Treasury Note 4.375% 31/10/24	1.02%	Bonds	United States
5 Euro-Schatz Sep 24	0.98%	Non-Classified	Non-Classified
6 Treasury Note 1.5% 15/02/25	0.90%	Bonds	United States
7 Treasury Note 3.25% 31/08/24	0.70%	Bonds	United States
8 Euro-Bund Sep 24	0.70%	Non-Classified	Non-Classified
9 1/2% Treasury Gilt 2061	0.67%	Bonds	United Kingdom
10 RELX	0.57%	Media	United Kingdom

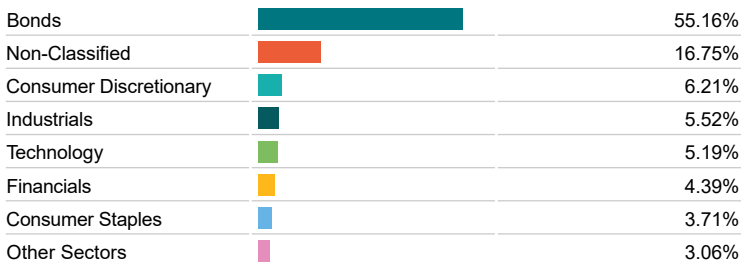
Asset Allocation



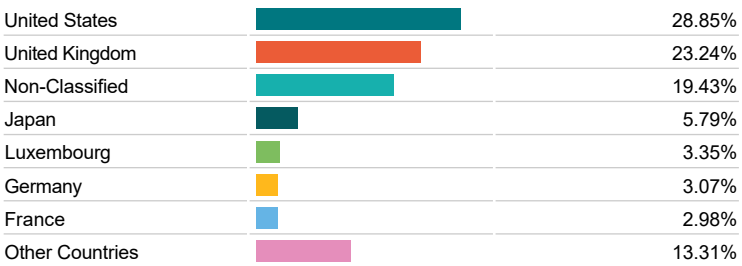
Regional Allocation



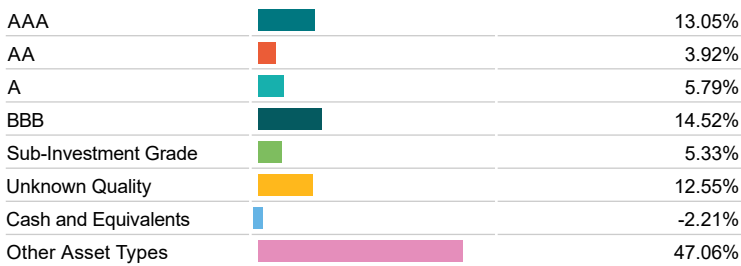
Bond Sector Breakdown



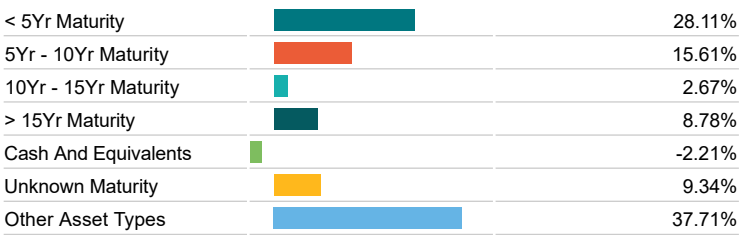
Top Country Breakdown




Fixed Interest Quality Profile



Fixed Interest Maturity Profile



Fixed Interest Currencies



Important Information

- The Industry Classification Benchmark is a product of FTSE International Limited and has been licensed for use.
- "Prudential" is a trading name of The Prudential Assurance Company Limited, which is registered in England and Wales. Registered office at 10 Fenchurch Avenue, London EC3M 5AG. Registered number 15454. Authorised by the Prudential Regulation Authority and regulated by the Financial Conduct Authority and the Prudential Regulation Authority.