

**Benchmark**

Benchmark	FTSE All-Share Index
Benchmark Category	-
IA Sector	UK All Companies

**Identification Codes**

Sedol Code	BFYN3R7
Mex Code	J00OE
Isin Code	GB00BFYN3R70
Citi Code	S694

**Fund Overview**

Mid (19/07/2024)	206.34p
Historic yield	3.25%
Fund size (31/03/2024)	£348.92m
Number of holdings	32
Ongoing Charges	0.85%
Launch date	31/01/2003

**Fund Charges**

Entry Charge	5.00%
Ongoing Charges	0.85%

**Fund Background**

Valuation frequency	Daily
Valuation point	12:00
Fund type	OEIC
Launch price	£1.00
Fund currency	Pound Sterling
Fund domicile	United Kingdom
ISA allowable	Yes
SIPP allowable	Yes

**Dealing**

Minimum Investment	£5000000
Minimum Top Up	£150000
Minimum Regular Saving	-
Settlement Period: Buy	4 days
Settlement Period: Sell	4 days
Pricing Basis	Forward
Dealing Decimals	3

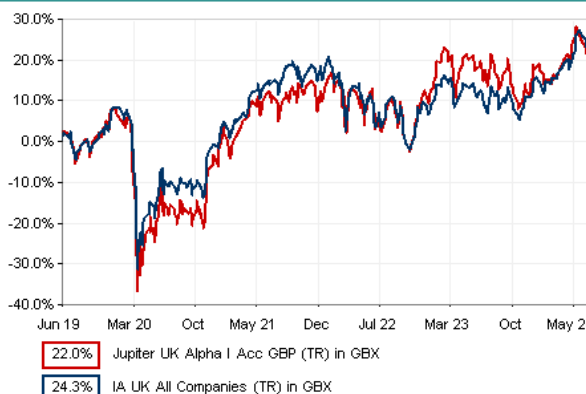
**Distribution Dates**

Ex dividend date(s)	Income payment date(s)
01 February	31 March
01 August	30 September

**Aims**

To achieve capital growth. In seeking to achieve its investment objective the fund will aim to deliver a return, net of fees, greater than that of the FTSE All-Share Index over rolling 3 year periods. The fund primarily invests (at least 70%) in a portfolio of UK equities.

**Performance**



**Discrete performance - to last month end**

	30/06/19 to 30/06/20	30/06/20 to 30/06/21	30/06/21 to 30/06/22	30/06/22 to 30/06/23	30/06/23 to 30/06/24
Fund	-16.8%	31.4%	-6.0%	14.2%	3.9%
Sector	-11.0%	27.7%	-8.5%	6.2%	12.6%
Rank	193/213	59/218	107/225	7/230	221/231
Quartile	4	2	2	1	4

**Annualised performance**

	Annualised		
	3 Years to 30/06/24	5 Years to 30/06/24	10 Years to 30/06/24
Fund	3.7%	4.1%	4.8%
Sector	3.0%	4.4%	5.2%
Rank	121/225	133/213	141/185
Quartile	3	3	4

**Fund Managers**



Name: Errol Francis Ed Meier  
 Manager for: 0 years, 8 months 0 years, 8 months

**Ratings**

FE Crown



**Group Details**

Group name	Jupiter Unit Trust Managers Limited
Group address	The Zig Zag Building, 70 Victoria Street, London, SW1E 6SQ
Group telephone	020 3817 1063
Dealing telephone	0800 561 4000
Email	intermediary-sales-support@jupiteram.com
Homepage	www.jupiteram.com
Fax number	0800 561 4001

**Important Information**

- Source of portfolio data: Broadridge. Source of performance data: FE fundinfo. We can't predict the future. Past performance isn't a guide to future performance. The figures shown are intended only to demonstrate performance history of the fund, after allowing for the impact of ongoing charges, but take no account of product charges. Ongoing charges may vary in the future and may be higher than they are now. Fund performance is based upon the movement of the daily price and is shown as total return in GBP with income reinvested. The value of your client's investment can go down as well as up and the amount your client gets back may be less than they put in.
- This factsheet is for investment professionals and is for information purposes only. Should you wish to present any of this content to your client, please refer to similar pages on pru.co.uk. You should refer to your client's policy documentation and supporting brochures for fund availability, investment strategy, any product information and charges. Every care has been taken in populating this output, however it must be appreciated that neither Broadridge, Prudential nor their sources guarantee the accuracy, adequacy or completeness of this information or make any warranties regarding results from its usage.

Top 10 Holdings

Name	% Weight	Sector	Country
1 ASTRAZENECA	5.79%	Pharmaceuticals & Biotechnology	United Kingdom
2 LLOYDS BANKING GROUP	5.08%	Banks	United Kingdom
3 DRAX GROUP	4.99%	Electricity	United Kingdom
4 BARCLAYS	4.70%	Banks	United Kingdom
5 GLENCORE	4.70%	Industrial Metals & Mining	United Kingdom
6 BP	4.40%	Non-Renewable Energy	United Kingdom
7 SHELL	4.27%	Non-Renewable Energy	United Kingdom
8 MELROSE INDUSTRIES	4.06%	Aerospace & Defence	United Kingdom
9 WHITBREAD	3.99%	Travel & Leisure	United Kingdom
10 WEIR GROUP PLC (THE)	3.89%	Industrial Engineering	United Kingdom

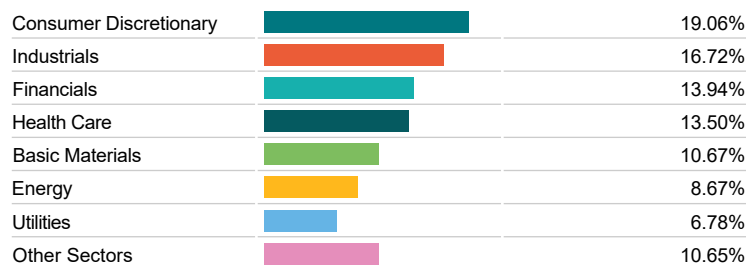
Asset Allocation



Regional Allocation



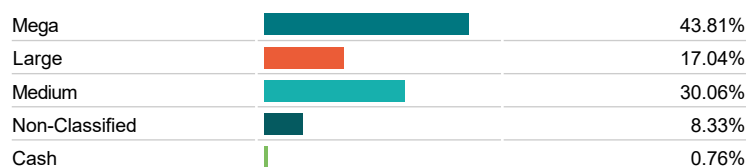
Equity Sector Breakdown



Top Country Breakdown



Breakdown By Market Cap (%)



Important Information

- The Industry Classification Benchmark is a product of FTSE International Limited and has been licensed for use. "Prudential" is a trading name of The Prudential Assurance Company Limited, which is registered in England and Wales. Registered office at 10 Fenchurch Avenue, London EC3M 5AG. Registered number 15454. Authorised by the Prudential Regulation Authority and regulated by the Financial Conduct Authority and the Prudential Regulation Authority.