

Benchmark

Benchmark	-
Benchmark Category	-
IA Sector	Mixed Investment 0-35% Shares

Identification Codes

Sedol Code	BF77ZS1
Mex Code	-
Isin Code	GB00BF77ZS12
Citi Code	QWDT

Fund Overview

Mid (17/04/2025)	62.38p
Historic yield	-
Fund size (31/03/2025)	£41.07m
Number of holdings	14919
Ongoing Charges	0.48%
Launch date	19/03/2020

Fund Charges

Entry Charge	0.00%
Ongoing Charges	0.48%

Fund Background

Valuation frequency	Daily
Valuation point	12:00
Fund type	Unit Trust
Launch price	£0.50
Fund currency	UK Pence
Fund domicile	United Kingdom
ISA allowable	Yes
SIPP allowable	Yes

Dealing

Minimum Investment	-
Minimum Top Up	-
Minimum Regular Saving	-
Settlement Period: Buy	4 days
Settlement Period: Sell	4 days
Pricing Basis	Forward
Dealing Decimals	-

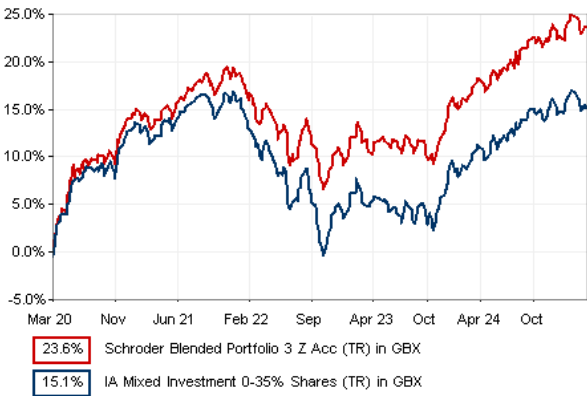
Distribution Dates

Ex dividend date(s)	Income payment date(s)
06 October	05 December

Aims

The Fund aims to provide capital growth and income by investing in a diversified range of assets and markets worldwide with a target average volatility (a measure of how much the Fund's returns may vary over a year) over a rolling three year period of between 5% to 7% per annum

Performance




Discrete performance - to last month end

	31/03/20 to 31/03/21	31/03/21 to 31/03/22	31/03/22 to 31/03/23	31/03/23 to 31/03/24	31/03/24 to 31/03/25
Fund	13.8%	1.8%	-4.2%	6.7%	4.5%
Sector	12.1%	-0.2%	-5.9%	5.9%	3.3%
Rank	16/48	9/55	13/58	23/61	14/63
Quartile	2	1	1	2	1

Annualised performance

		3 Years to 31/03/25	5 Years to 31/03/25	10 Years to 31/03/25
Fund		2.2%	4.3%	n/a
Sector		0.9%	2.9%	2.1%
Rank		9/58	4/48	n/a
Quartile		1	1	n/a

Fund Managers



Name: Rob Starkey Ryan Paterson
Manager for: 0 years, 11 months 0 years, 11 months

Ratings

FE Crown



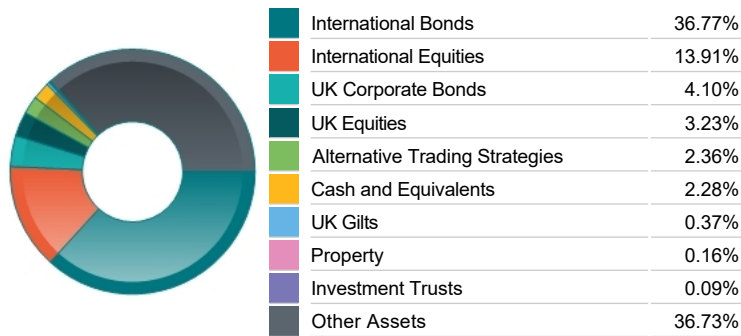
Group Details

Group name	Schroder Unit Trusts Limited
Group address	1 London Wall Place, London, EC2Y 5AU United Kingdom
Group telephone	0800 718 777
Dealing telephone	0800 718 788
Email	investorservices@schroders.com
Homepage	www.schroders.co.uk
Fax number	0870 043 4080

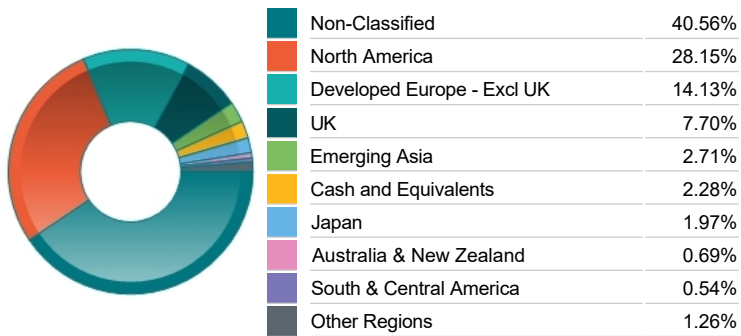
Top 10 Holdings

Name	% Weight	Sector	Country
1 JPM EUR EQ ABS ALP I2 PERF GBP DIS	1.67%	Non-Classified	Non-Classified
2 GBPUSD20241015_GBP	0.54%	Non-Classified	Non-Classified
3 Us 2Yr Note Dec 24	0.51%	Non-Classified	Non-Classified
4 T 3 ¾ 08/15/34	0.42%	Bonds	United States
5 APPLE	0.41%	Technology Hardware & Equipment	United States
6 DBR 2.2 02/15/34	0.38%	Bonds	Germany
7 MICROSOFT CORPORATION	0.37%	Software & Computer Services	United States
8 EURUSD20241015_EUR	0.36%	Non-Classified	Non-Classified
9 NVIDIA CORPORATION	0.34%	Technology Hardware & Equipment	United States
10 EURUSD20241125_USD	0.34%	Non-Classified	Non-Classified

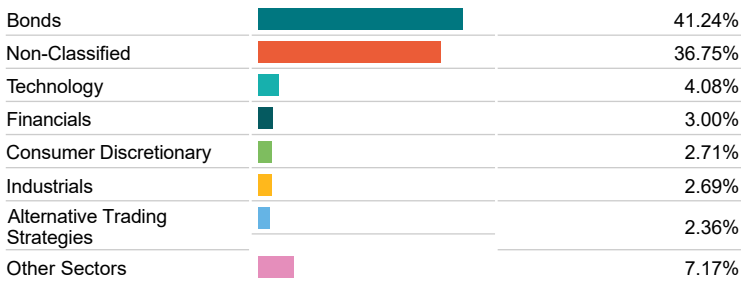
Asset Allocation



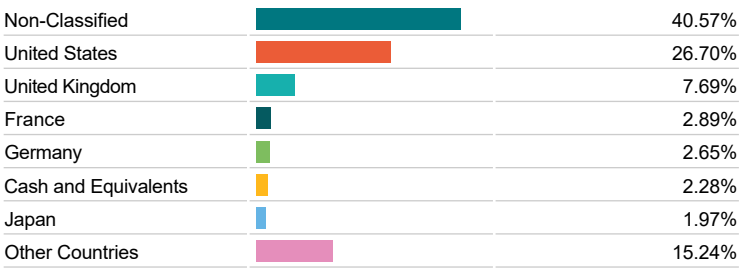
Regional Allocation



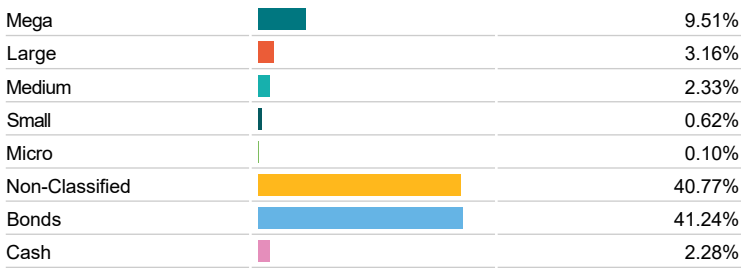
Bond Sector Breakdown



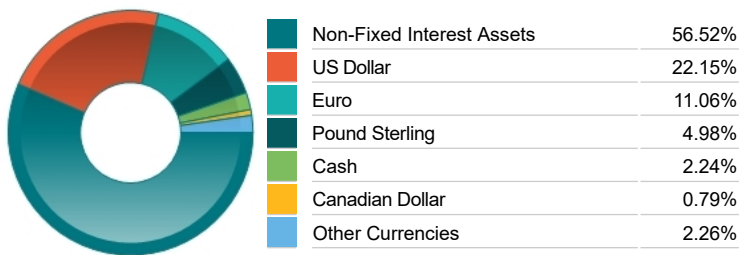
Top Country Breakdown



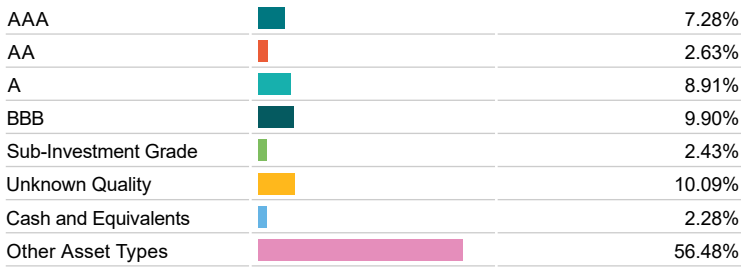
Breakdown By Market Cap (%)



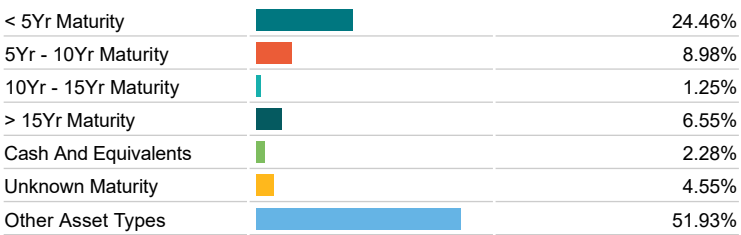
Fixed Interest Currencies



Fixed Interest Quality Profile



Fixed Interest Maturity Profile



Important Information

- The Industry Classification Benchmark is a product of FTSE International Limited and has been licensed for use.
- "Prudential" is a trading name of The Prudential Assurance Company Limited, which is registered in England and Wales. Registered office at 10 Fenchurch Avenue, London EC3M 5AG. Registered number 15454. Authorised by the Prudential Regulation Authority and regulated by the Financial Conduct Authority and the Prudential Regulation Authority.