

Benchmark

NONE - The performance of the Fund can be assessed by considering whether the target average yield (3-5% per annum over a trailing three year period) is achieved.	
Benchmark	
Benchmark Category	Comparator
IA Sector	Unclassified

Identification Codes

Sedol Code	BH3W788
Mex Code	-
Isin Code	GB00BH3W7883
Citi Code	Q3RG

Fund Overview

Mid (17/04/2025)	129.12p
Historic yield	4.18%
Fund size (31/03/2025)	£75.64m
Number of holdings	4928
Ongoing Charges	0.50%
Launch date	08/04/2019

Fund Charges

Entry Charge	0.00%
Ongoing Charges	0.50%

Fund Background

Valuation frequency	Daily
Valuation point	12:00
Fund type	OEIC
Launch price	£1.00
Fund currency	Pound Sterling
Fund domicile	United Kingdom
ISA allowable	Yes
SIPP allowable	Yes

Dealing

Minimum Investment	-
Minimum Top Up	-
Minimum Regular Saving	-
Settlement Period: Buy	3 days
Settlement Period: Sell	3 days
Pricing Basis	Forward
Dealing Decimals	3

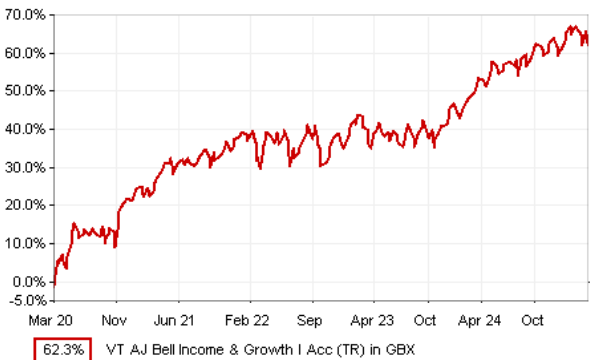
Distribution Dates

Ex dividend date(s)	Income payment date(s)
31 December	31 January
31 January	28 February
28 February	31 March
31 March	30 April
30 April	31 May
31 May	30 June
30 June	31 July
31 July	31 August
31 August	30 September
30 September	31 October
31 October	30 November
30 November	31 December

Aims

The investment objective of VT AJ Bell Income & Growth is to achieve capital growth in line with the Consumer Prices Index) whilst also generating income over a typical investment cycle (5-10 years) through a focus on exposure to equities (particularly those with above average dividend yield). The Fund has a target average yield of 3-5% per annum (over a trailing three year period), which is not guaranteed and may be subject to change as the assumptions on which the target was calculated may change

Performance




Discrete performance - to last month end

	31/03/20 to 31/03/21	31/03/21 to 31/03/22	31/03/22 to 31/03/23	31/03/23 to 31/03/24	31/03/24 to 31/03/25
Fund	28.2%	8.7%	-0.3%	10.5%	5.7%

Annualised performance

	Annualised		
	3 Years to 31/03/25	5 Years to 31/03/25	10 Years to 31/03/25
Fund	5.2%	10.2%	n/a

Fund Managers



Name: AJ Bell Investments LLP
Manager for: 6 years

Ratings

FE Crown



Group Details

Group name	Valu-Trac
Group address	Valu-Trac Investment Management Limited Orton, Fochabers Moray Scotland IV32 7QE
Group telephone	01343 880217
Dealing telephone	-
Email	-
Homepage	www.valu-trac.com/index.php
Fax number	-

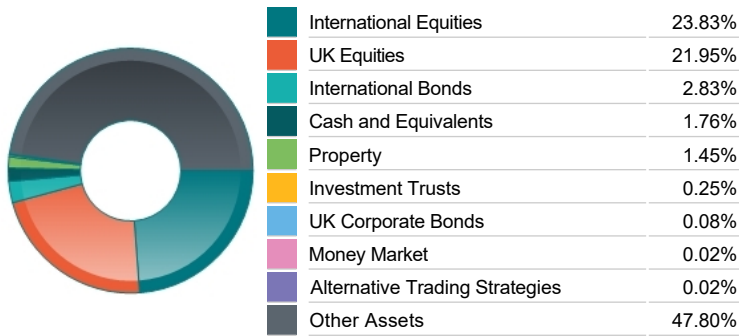
Top 10 Fund Holdings

Name	% Weight	Sector	Country
1 iShares iShares plc Core FTSE 100 UCITS ETF GBP (Dist)	18.28%	Managed Funds	Managed Funds
2 Fidelity ETF Emerging Markets Quality Income UCITS ETF -	16.41%	Managed Funds	Managed Funds
3 Fidelity ETF US Quality Income UCITS ETF Income	10.90%	Managed Funds	Managed Funds
4 Invesco Markets Plc Invesco S&P 500 High Dividend Low Volatility UCITS ETF (Dist.)	9.69%	Managed Funds	Managed Funds
5 Franklin Templeton Franklin European Quality Dividend UCITS ETF	8.65%	Managed Funds	Managed Funds
6 iShares iShares II plc MSCI Europe Quality Dividend UCITS ETF	8.05%	Managed Funds	Managed Funds
7 Amundi ETF Amundi Prime Japan UCITS ETF DR (D)	4.28%	Managed Funds	Managed Funds
8 SSgA Global High Yield Constrained Index Class I Hedged	3.27%	Managed Funds	Managed Funds
9 Vanguard FTSE U.K. All Share Index Unit Trust Institutional Plus GBP	3.08%	Managed Funds	Managed Funds
10 Vanguard Pacific ex-Japan Stock Index Institutional Plus	3.06%	Managed Funds	Managed Funds

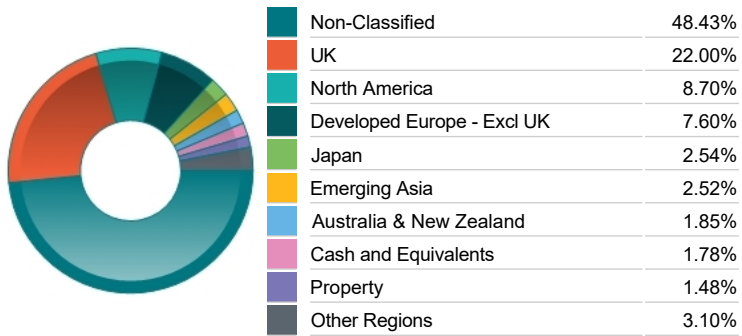
Top 10 Holdings

Name	% Weight	Sector	Country
1 ASTRAZENECA	1.62%	Pharmaceuticals & Biotechnology	United Kingdom
2 SHELL	1.61%	Non-Renewable Energy	United Kingdom
3 HSBC HOLDINGS	1.41%	Banks	United Kingdom
4 UNILEVER	1.16%	Personal Care, Drug & Grocery Stores	United Kingdom
5 RIO TINTO	0.78%	Industrial Metals & Mining	United Kingdom
6 RELX	0.70%	Media	United Kingdom
7 BP	0.65%	Non-Renewable Energy	United Kingdom
8 BAE SYSTEMS	0.60%	Aerospace & Defence	United Kingdom
9 BRITISH AMERICAN TOBACCO	0.60%	Tobacco	United Kingdom
10 LONDON STOCK EXCHANGE GROUP	0.57%	Finance & Credit Services	United Kingdom

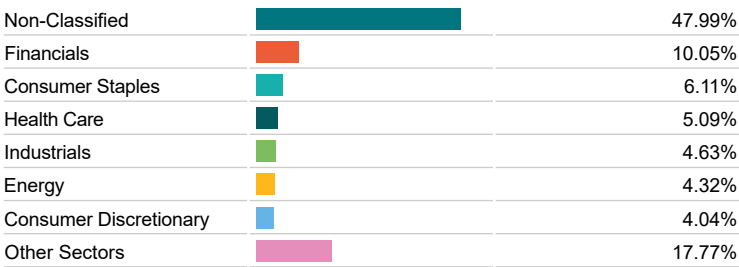
Asset Allocation



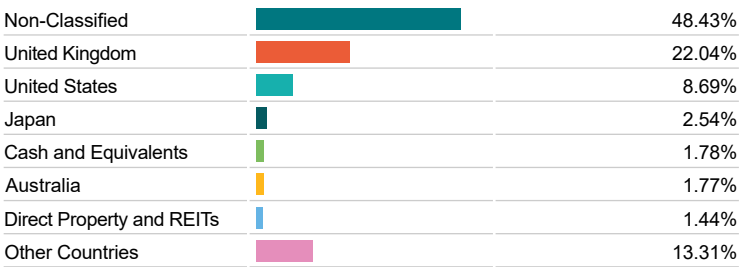
Regional Allocation



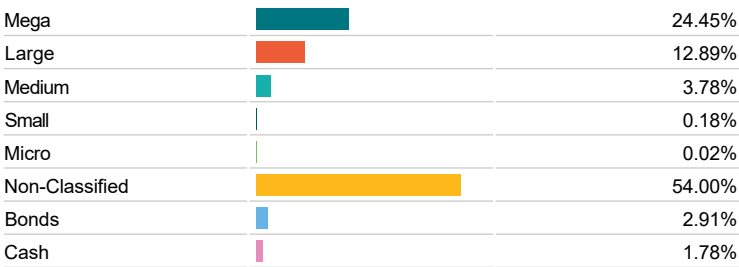
Sector Breakdown



Top Country Breakdown



Breakdown By Market Cap (%)



Fixed Interest Currencies

