

Benchmark

| | |
|--------------------|-----------------------|
| Benchmark | FTSE Small Cap ex ITs |
| Benchmark Category | Comparator |
| IA Sector | UK Smaller Companies |

Identification Codes

| | |
|------------|--------------|
| Sedol Code | B8HWPP4 |
| Mex Code | Q5AAAF |
| Isin Code | GB00B8HWPP49 |
| Citi Code | M3XC |

Fund Overview

| | |
|------------------------|------------|
| Bid (17/04/2025) | 1640.48p |
| Offer (17/04/2025) | 1676.39p |
| Historic yield | 1.19% |
| Fund size (31/03/2025) | £725.26m |
| Number of holdings | 57 |
| Ongoing Charges | 1.33% |
| Launch date | 02/02/2015 |

Fund Charges

| | |
|-----------------|-------|
| Entry Charge | 0.00% |
| Ongoing Charges | 1.33% |

Fund Background

| | |
|---------------------|----------------|
| Valuation frequency | Daily |
| Valuation point | 12:00 |
| Fund type | Unit Trust |
| Launch price | £1.00 |
| Fund currency | Pound Sterling |
| Fund domicile | United Kingdom |
| ISA allowable | Yes |
| SIPP allowable | Yes |

Dealing

| | |
|-------------------------|----------|
| Minimum Investment | £5000000 |
| Minimum Top Up | £100000 |
| Minimum Regular Saving | - |
| Settlement Period: Buy | 4 days |
| Settlement Period: Sell | 4 days |
| Pricing Basis | Forward |
| Dealing Decimals | 3 |

Distribution Dates

| Ex dividend date(s) | Income payment date(s) |
|---------------------|------------------------|
| 01 May | 30 June |

Aims

The Fund aims to deliver capital growth over the long term (5 years or more).

Performance



Discrete performance - to last month end

| | 31/03/20 to 31/03/21 | 31/03/21 to 31/03/22 | 31/03/22 to 31/03/23 | 31/03/23 to 31/03/24 | 31/03/24 to 31/03/25 |
|----------|----------------------------|----------------------------|----------------------------|----------------------------|----------------------------|
| Fund | 56.7% | 2.6% | -14.7% | 3.8% | -9.8% |
| Sector | 65.7% | -1.7% | -16.6% | 5.0% | -2.5% |
| Rank | 29/41 | 9/42 | 18/43 | 31/43 | 41/43 |
| Quartile | 3 | 1 | 2 | 3 | 4 |

Annualised performance

| | 3 Years to 31/03/25 | 5 Years to 31/03/25 | 10 Years to 31/03/25 |
|----------|------------------------|------------------------|-------------------------|
| Fund | -7.2% | 5.1% | 8.0% |
| Sector | -5.2% | 6.8% | 5.1% |
| Rank | 31/43 | 27/41 | 2/35 |
| Quartile | 3 | 3 | 1 |

Fund Managers



| | | | | |
|--------------|--------------------|--------------------|-------------------|-------------------|
| Name: | Anthony Cross | Victoria Stevens | Matthew Tonge | Alex Game |
| Manager for: | 27 years, 3 months | 9 years, 10 months | 9 years, 7 months | 0 years, 3 months |

Ratings

FE Crown



Group Details

| | |
|-------------------|-------------------------------|
| Group name | Liontrust Fund Partners LLP |
| Group address | 2 Savoy Court London WC2R 0EZ |
| Group telephone | 020 7412 1766 |
| Dealing telephone | 020 7964 4774 |
| Email | info@liontrust.co.uk |
| Homepage | www.liontrust.co.uk |
| Fax number | 020 7412 1779 |

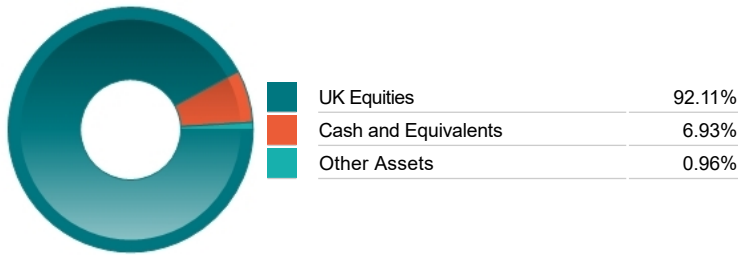
Important Information

- Source of portfolio data: Broadridge. Source of performance data: FE fundinfo. We can't predict the future. Past performance isn't a guide to future performance. The figures shown are intended only to demonstrate performance history of the fund, after allowing for the impact of ongoing charges, but take no account of product charges. Ongoing charges may vary in the future and may be higher than they are now. Fund performance is based upon the movement of the daily price and is shown as total return in GBP with income reinvested. The value of your client's investment can go down as well as up and the amount your client gets back may be less than they put in.
- This factsheet is for investment professionals and is for information purposes only. Should you wish to present any of this content to your client, please refer to similar pages on pru.co.uk. You should refer to your client's policy documentation and supporting brochures for fund availability, investment strategy, any product information and charges. Every care has been taken in populating this output, however it must be appreciated that neither Broadridge, Prudential nor their sources guarantee the accuracy, adequacy or completeness of this information or make any warranties regarding results from its usage.

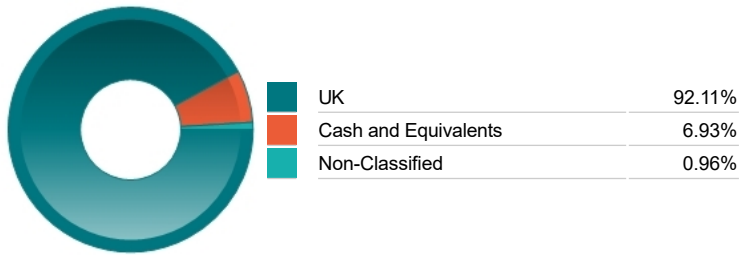
Top 10 Holdings

| Name | % Weight | Sector | Country |
|--------------------------------------|----------|---|----------------|
| 1 ALPHA GROUP INTERNATIONAL | 3.13% | Investment Banking & Brokerage Services | United Kingdom |
| 2 MORTGAGE ADVICE BUREAU (HOLDINGS) | 3.05% | Finance & Credit Services | United Kingdom |
| 3 COHORT | 3.02% | Aerospace & Defence | United Kingdom |
| 4 TATTON ASSET MGMT | 2.96% | Investment Banking & Brokerage Services | United Kingdom |
| 5 ALFA FINANCIAL SOFTWARE HOLDINGS | 2.95% | Software & Computer Services | United Kingdom |
| 6 F.W. THORPE PUBLIC LIMITED COMPANY | 2.86% | Technology Hardware & Equipment | United Kingdom |
| 7 GLOBALDATA | 2.70% | Industrial Support Services | United Kingdom |
| 8 CRANEWARE | 2.55% | Health Care Providers | United Kingdom |
| 9 ON THE BEACH GROUP | 2.44% | Travel & Leisure | United Kingdom |
| 10 BROOKS MACDONALD GROUP | 2.43% | Investment Banking & Brokerage Services | United Kingdom |

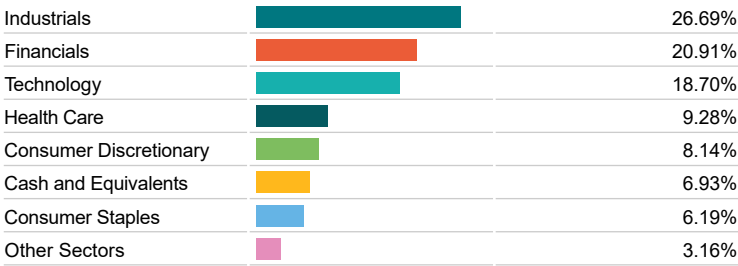
Asset Allocation



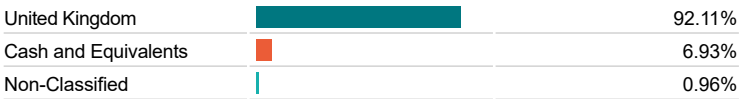
Regional Allocation



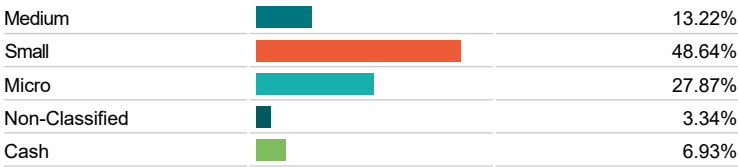
Equity Sector Breakdown



Top Country Breakdown



Breakdown By Market Cap (%)



Important Information

- The Industry Classification Benchmark is a product of FTSE International Limited and has been licensed for use.
- "Prudential" is a trading name of The Prudential Assurance Company Limited, which is registered in England and Wales. Registered office at 10 Fenchurch Avenue, London EC3M 5AG. Registered number 15454. Authorised by the Prudential Regulation Authority and regulated by the Financial Conduct Authority and the Prudential Regulation Authority.