

Benchmark

Benchmark	MSCI AC Asia Pacific ex Japan
Benchmark Category	-
IA Sector	Asia Pacific Excluding Japan

Identification Codes

Sedol Code	B88N705
Mex Code	AFPCIN
Isin Code	GB00B88N7058
Citi Code	GMDD

Fund Overview

Mid (23/08/2024)	152.19p
Historic yield	1.39%
Fund size (31/05/2024)	£795.69m
Number of holdings	57
Ongoing Charges	0.85%
Launch date	01/10/2012

Fund Charges

Entry Charge	0.00%
Ongoing Charges	0.85%

Fund Background

Valuation frequency	Daily
Valuation point	12:00
Fund type	OEIC
Launch price	£10.00
Fund currency	Pound Sterling
Fund domicile	United Kingdom
ISA allowable	No
SIPP allowable	Yes

Dealing

Minimum Investment	£500000
Minimum Top Up	£10000
Minimum Regular Saving	-
Settlement Period: Buy	3 days
Settlement Period: Sell	3 days
Pricing Basis	Forward
Dealing Decimals	2

Distribution Dates

Ex dividend date(s)	Income payment date(s)
01 August	31 October

Aims

To generate growth over the long term (5 years or more) by investing in Asia Pacific, excluding Japan equities (company shares).

Performance Target: To achieve the return of the MSCI AC Asia Pacific ex Japan Index plus 3% per annum over rolling three year periods (before charges). There is no certainty that the Performance Target will be achieved.

The MSCI AC Asia Pacific ex Japan Index (the "Index") is a representative index of the collective stock markets of Asia Pacific (excluding Japan).

Performance




Discrete performance - to last month end

	31/07/19 to 31/07/20	31/07/20 to 31/07/21	31/07/21 to 31/07/22	31/07/22 to 31/07/23	31/07/23 to 31/07/24
Fund	0.7%	17.1%	-7.7%	-5.0%	2.0%
Sector	0.5%	18.6%	-5.4%	-0.1%	4.3%
Rank	55/105	68/108	57/113	108/119	81/119
Quartile	3	3	2	4	3

Annualised performance

	Annualised		
	3 Years to 31/07/24	5 Years to 31/07/24	10 Years to 31/07/24
Fund	-3.6%	1.1%	5.1%
Sector	-0.5%	3.3%	6.8%
Rank	80/113	91/105	64/85
Quartile	3	4	3

Fund Managers



Name: Asia Pacific Equity Team
Manager for: 37 years, 4 months

Ratings

FE Crown



Group Details

Group name	abrdn OEIC
Group address	Aberdeen Standard Fund Managers Limited PO BOX 12233 Chelmsford CM99 2EE
Group telephone	0800 33 33 53
Dealing telephone	0800 33 33 53
Email	investments_marketline@standardlife.com
Homepage	www.aberdeenstandard.com
Fax number	0131 525 9720

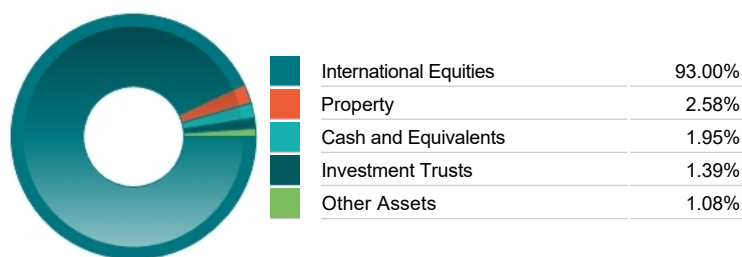
Important Information

- Source of portfolio data: Broadridge. Source of performance data: FE fundinfo. We can't predict the future. Past performance isn't a guide to future performance. The figures shown are intended only to demonstrate performance history of the fund, after allowing for the impact of ongoing charges, but take no account of product charges. Ongoing charges may vary in the future and may be higher than they are now. Fund performance is based upon the movement of the daily price and is shown as total return in GBP with income reinvested. The value of your client's investment can go down as well as up and the amount your client gets back may be less than they put in.
- This factsheet is for investment professionals and is for information purposes only. Should you wish to present any of this content to your client, please refer to similar pages on prn.co.uk. You should refer to your client's policy documentation and supporting brochures for fund availability, investment strategy, any product information and charges. Every care has been taken in populating this output, however it must be appreciated that neither Broadridge, Prudential nor their sources guarantee the accuracy, adequacy or completeness of this information or make any warranties regarding results from its usage.

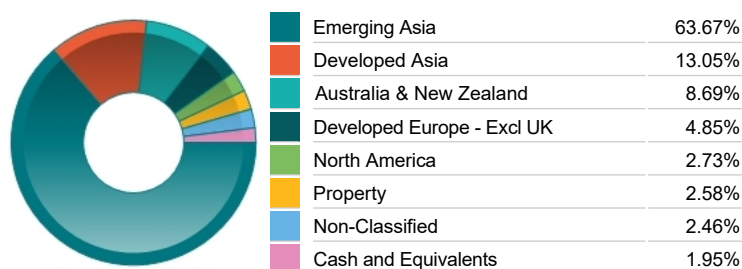
Top 10 Holdings

Name	% Weight	Sector	Country
1 TAIWAN SEMICONDUCTOR MANUFACTURING COMPANY LIMITED	9.89%	Technology Hardware & Equipment	Taiwan
2 TENCENT HOLDINGS LIMITED	6.60%	Software & Computer Services	China
3 SAMSUNG ELECTRONICS CO. LTD	6.39%	Telecommunications Equipment	South Korea
4 AIA GROUP LIMITED	4.16%	Life Insurance	Hong Kong
5 CSL LTD	3.29%	Pharmaceuticals & Biotechnology	Australia
6 BHP GROUP LIMITED	3.06%	Industrial Metals & Mining	Australia
7 ASML HOLDING N.V.	2.58%	Technology Hardware & Equipment	Netherlands
8 DBS GROUP HOLDINGS LTD	2.57%	Banks	Singapore
9 ICICI BANK LIMITED	2.30%	Banks	India
10 ASM INTERNATIONAL NV	2.27%	Technology Hardware & Equipment	Netherlands

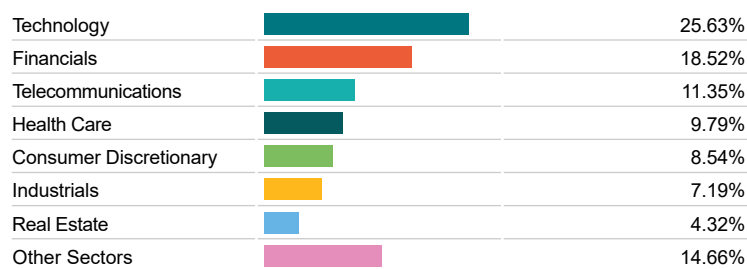
Asset Allocation



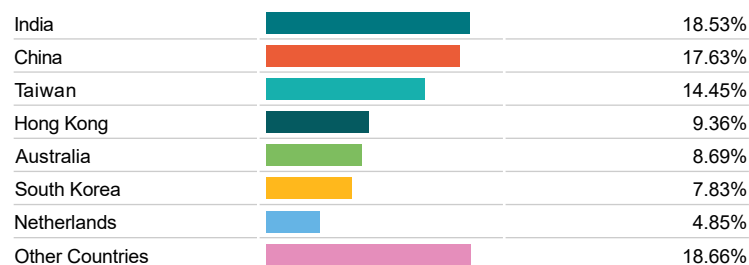
Regional Allocation



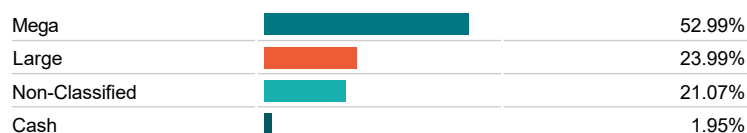
Equity Sector Breakdown



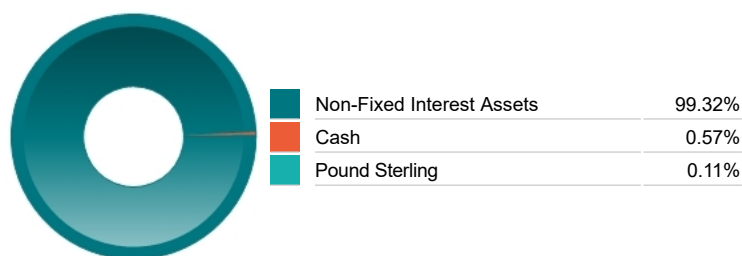
Top Country Breakdown



Breakdown By Market Cap (%)



Fixed Interest Currencies



Important Information

- The Industry Classification Benchmark is a product of FTSE International Limited and has been licensed for use. "Prudential" is a trading name of The Prudential Assurance Company Limited, which is registered in England and Wales. Registered office at 10 Fenchurch Avenue, London EC3M 5AG. Registered number 15454. Authorised by the Prudential Regulation Authority and regulated by the Financial Conduct Authority and the Prudential Regulation Authority.