

Benchmark

Benchmark	MSCI World
Benchmark Category	-
IA Sector	Volatility Managed

Identification Codes

Sedol Code	B3RHFQ5
Mex Code	STANLA
Isin Code	GB00B3RHFQ59
Citi Code	10F0

Fund Overview

Mid (20/11/2024)	79.12p
Historic yield	-
Fund size (31/03/2025)	£992.96m
Number of holdings	4135
Ongoing Charges	0.74%
Launch date	23/04/2012

Fund Charges

Entry Charge	0.00%
Ongoing Charges	0.74%

Fund Background

Valuation frequency	Daily
Valuation point	12:00
Fund type	OEIC
Launch price	£0.50
Fund currency	Pound Sterling
Fund domicile	United Kingdom
ISA allowable	Yes
SIPP allowable	Yes

Dealing

Minimum Investment	£2000000
Minimum Top Up	£50000
Minimum Regular Saving	-
Settlement Period: Buy	3 days
Settlement Period: Sell	3 days
Pricing Basis	Forward
Dealing Decimals	3

Distribution Dates

Ex dividend date(s)	Income payment date(s)
01 October	31 January
01 January	30 April
01 April	31 July
01 July	31 October

Aims

To generate growth over the long term (5 years or more) while being managed to a defined level of risk. The fund is part of the MyFolio Managed range, which offers five funds with different expected combinations of investment risk and return. The fund is risk level II, which aims to be the second lowest risk fund in this range. Risk Target: The defined level of risk referred to above that the management team is targeting is within the range of 35-55% of world stock markets (represented by the MSCI World Index), over 10 years. There is no certainty or promise that this target will be achieved. The Risk Target has been chosen as it represents a risk range which is appropriate for the fund.

Performance

No data available! Please enter a valid code!

Fund Managers



Name: Katie Trowsdale Robert Bowie

Manager for: 6 years 6 years

Ratings

FE Crown



Group Details

Group name	abrdn OEIC
Group address	Aberdeen Standard Fund Managers Limited PO BOX 12233 Chelmsford CM99 2EE
Group telephone	0800 33 33 53
Dealing telephone	0800 33 33 53
Email	investments_marketline@standardlife.com
Homepage	www.aberdeenstandard.com
Fax number	0131 525 9720

Important Information

- Source of portfolio data: Broadridge. Source of performance data: FE fundinfo. We can't predict the future. Past performance isn't a guide to future performance. The figures shown are intended only to demonstrate performance history of the fund, after allowing for the impact of ongoing charges, but take no account of product charges. Ongoing charges may vary in the future and may be higher than they are now. Fund performance is based upon the movement of the daily price and is shown as total return in GBP with income reinvested. The value of your client's investment can go down as well as up and the amount your client gets back may be less than they put in.
- This factsheet is for investment professionals and is for information purposes only. Should you wish to present any of this content to your client, please refer to similar pages on pru.co.uk. You should refer to your client's policy documentation and supporting brochures for fund availability, investment strategy, any product information and charges. Every care has been taken in populating this output, however it must be appreciated that neither Broadridge, Prudential nor their sources guarantee the accuracy, adequacy or completeness of this information or make any warranties regarding results from its usage.

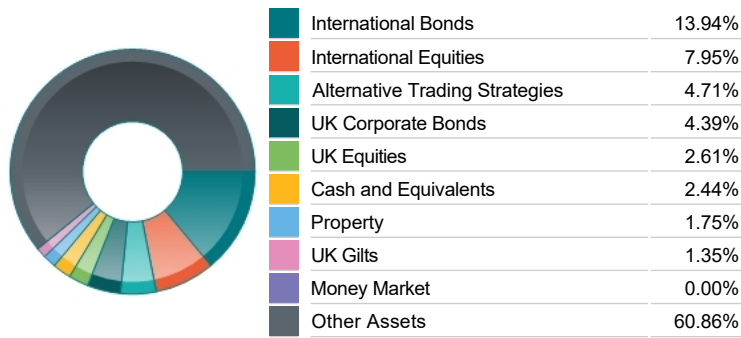
Top 10 Fund Holdings

Name	% Weight
1 abrdn Global Government Bond Tracker Fund X Acc	11.46%
2 abrdn Global Corporate Bond Fund S Acc Hedged GBP	8.50%
3 abrdn OEIC abrdn Global Inflation-Linked Bond Class I	5.78%
4 abrdn Global High Yield Bond Fund D Acc Hedged GBP	5.25%
5 abrdn SICAV Macro Fixed Income Class D (Portfolio 14d)	4.65%
6 abrdn OEIC abrdn Sterling Corporate Bond Class I	4.51%
7 abrdn OEIC abrdn American Equity Tracker Class N	4.26%
8 abrdn OEIC abrdn American Equity Class I	4.06%
9 abrdn SICAV Emerging Market Local Currency Debt Class D (portfolio 14d)	3.70%
10 abrdn OEIC abrdn Short Dated Corporate Bond Class I	3.56%

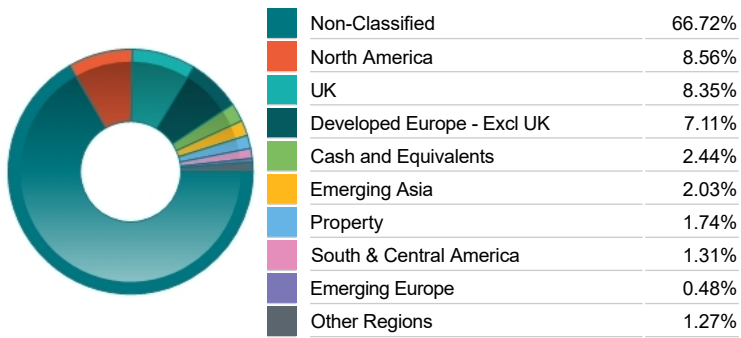
Top 10 Holdings

Name	% Weight
1 abrdn Global Government Bond Tracker Fund X Acc	11.46%
2 abrdn SICAV Macro Fixed Income Class D (Portfolio 14d)	4.65%
3 abrdn Global Short Dated Corporate Bond Fund S Acc Hedged GBP	2.82%
4 abrdn Global Real Estate Securities Sustainable Fund S Acc GBP	2.41%
5 SLI UK Real Estate	1.66%
6 TSY INFL IX N/B 2.375% 01/15/2027	0.43%
7 TSY INFL IX N/B 1.125% 01/15/2033	0.39%
8 TSY INFL IX N/B 0.5% 01/15/2028	0.34%
9 TSY INFL IX N/B 0.125% 01/15/2030	0.29%
10 TSY INFL IX N/B 0.75% 07/15/2028	0.29%

Asset Allocation



Regional Allocation



Sector Breakdown

Non-Classified	60.86%
Bonds	19.68%
Alternative Trading Strategies	4.71%
Cash and Equivalents	2.44%
Industrials	2.22%
Property	1.66%
Consumer Discretionary	1.54%
Other Sectors	6.89%

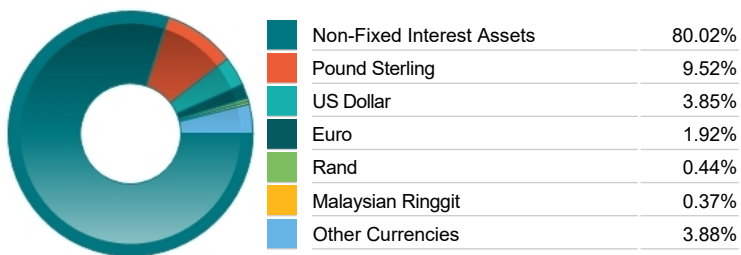
Top Country Breakdown

Non-Classified	66.72%
United Kingdom	8.35%
United States	8.22%
Cash and Equivalents	2.44%
France	1.94%
Direct Property and REITs	1.74%
Germany	1.00%
Other Countries	9.59%

Fixed Interest Quality Profile

AAA	4.45%
AA	2.32%
A	2.96%
BBB	4.94%
Sub-Investment Grade	1.19%
Unknown Quality	3.82%
Cash and Equivalents	2.44%
Other Asset Types	77.88%

Fixed Interest Currencies



Fixed Interest Maturity Profile

< 5Yr Maturity	7.70%
5Yr - 10Yr Maturity	5.87%
10Yr - 15Yr Maturity	2.02%
> 15Yr Maturity	4.10%
Cash And Equivalents	2.44%
Unknown Maturity	23.23%
Other Asset Types	54.65%

Important Information

- The Industry Classification Benchmark is a product of FTSE International Limited and has been licensed for use.
- "Prudential" is a trading name of The Prudential Assurance Company Limited, which is registered in England and Wales. Registered office at 10 Fenchurch Avenue, London EC3M 5AG. Registered number 15454. Authorised by the Prudential Regulation Authority and regulated by the Financial Conduct Authority and the Prudential Regulation Authority.