

Benchmark

Benchmark	Investment Association Sterling Corporate Bond sector
Benchmark Category	Comparator
IA Sector	£ Corporate Bond

Identification Codes

Sedol Code	0745163
Mex Code	SEUAB
Isin Code	GB0007451635
Citi Code	SN58

Fund Overview

Mid (17/04/2025)	90.43p
Distribution yield	3.34%
Underlying yield	-
Fund size (31/01/2025)	£107.30m
Number of holdings	112
Ongoing Charges	0.41%
Launch date	02/10/1995

Fund Charges

Entry Charge	0.00%
Ongoing Charges	0.41%

Fund Background

Valuation frequency	Daily
Valuation point	12:00
Fund type	OEIC
Launch price	£1.00
Fund currency	Pound Sterling
Fund domicile	United Kingdom
ISA allowable	Yes
SIPP allowable	Yes

Dealing

Minimum Investment	£2000000
Minimum Top Up	£1000
Minimum Regular Saving	-
Settlement Period: Buy	3 days
Settlement Period: Sell	3 days
Pricing Basis	Forward
Dealing Decimals	4

Distribution Dates

Ex dividend date(s)	Income payment date(s)
01 February	31 March
01 May	30 June
01 August	30 September
01 November	31 December

Aims

The investment objective is to provide a combination of income and capital growth over any 7 year period.

Performance



Discrete performance - to last month end

	31/03/20 to 31/03/21	31/03/21 to 31/03/22	31/03/22 to 31/03/23	31/03/23 to 31/03/24	31/03/24 to 31/03/25
Fund	9.8%	-4.4%	-10.2%	8.7%	3.6%
Sector	9.0%	-4.2%	-9.1%	7.4%	3.2%
Rank	33/89	40/89	53/92	16/94	41/96
Quartile	2	2	3	1	2

Annualised performance

	3 Years to 31/03/25	5 Years to 31/03/25	10 Years to 31/03/25
Fund	0.4%	1.2%	1.9%
Sector	0.2%	1.0%	1.8%
Rank	42/92	43/89	30/69
Quartile	2	2	2

Fund Managers



Name: Iain Buckle  
Manager for: 15 years, 6 months

Ratings

FE Crown



Group Details

Group name	Aegon Asset Management
Group address	3 Lochside Avenue Edinburgh Park EDINBURGH EH12 9SA
Group telephone	0800 45 44 22
Dealing telephone	0800 169 5186
Email	info@kamescapital.com
Homepage	www.aegonam.com
Fax number	-


Important Information

- Source of portfolio data: Broadridge. Source of performance data: FE fundinfo. We can't predict the future. Past performance isn't a guide to future performance. The figures shown are intended only to demonstrate performance history of the fund, after allowing for the impact of ongoing charges, but take no account of product charges. Ongoing charges may vary in the future and may be higher than they are now. Fund performance is based upon the movement of the daily price and is shown as total return in GBP with income reinvested. The value of your client's investment can go down as well as up and the amount your client gets back may be less than they put in.
- This factsheet is for investment professionals and is for information purposes only. Should you wish to present any of this content to your client, please refer to similar pages on pru.co.uk. You should refer to your client's policy documentation and supporting brochures for fund availability, investment strategy, any product information and charges. Every care has been taken in populating this output, however it must be appreciated that neither Broadridge, Prudential nor their sources guarantee the accuracy, adequacy or completeness of this information or make any warranties regarding results from its usage.

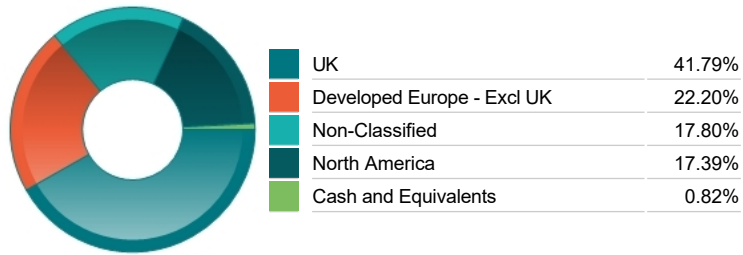
Top 10 Holdings

Name	% Weight	Sector	Country
1 BANK OF AMERICA CORP 8.125% 02/06/2028 EMTN	2.11%	Bonds	United States
2 GOLDMAN SACHS GROUP IN 6.875% 18/01/2038	2.00%	Bonds	United States
3 M&G PLC VAR 19/12/2063 EMTN	1.86%	Bonds	United Kingdom
4 HEATHROW FUNDING LTD 4.625% 31/10/2046 EMTN	1.81%	Bonds	United States
5 ORSTED A/S 5.75% 09/04/2040 EMTN	1.77%	Bonds	Denmark
6 HSBC BNK CAO FND STER 1 VAR 05/11/2168	1.67%	Bonds	United Kingdom
7 DEUTSCHE BANK AG VAR 22/12/2028 EMTN	1.62%	Bonds	Germany
8 KFW 5.75% 07/06/2032 EXCH	1.56%	Bonds	Germany
9 AVIVA PLC VAR 20/05/2058 EMTN	1.55%	Bonds	United Kingdom
10 NESTLE HOLDINGS INC 1.375% 23/06/2033 EMTN	1.52%	Bonds	United States


Asset Allocation



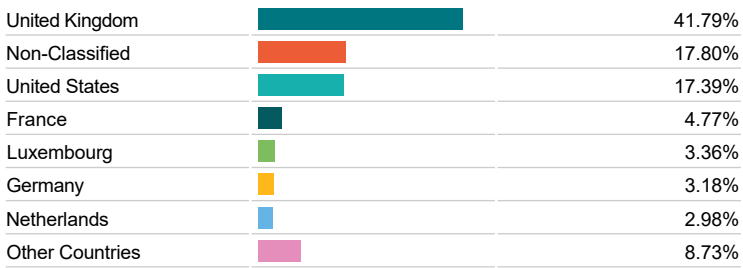
Regional Allocation



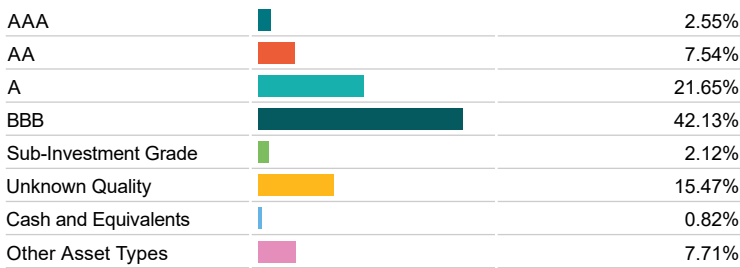
Bond Sector Breakdown



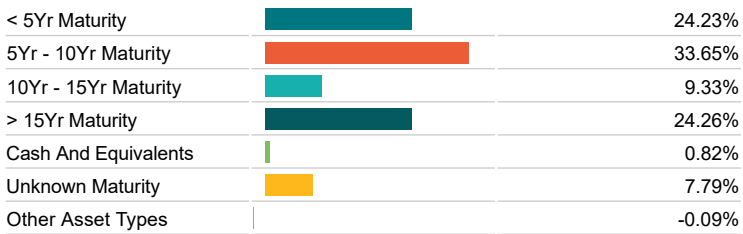
Top Country Breakdown



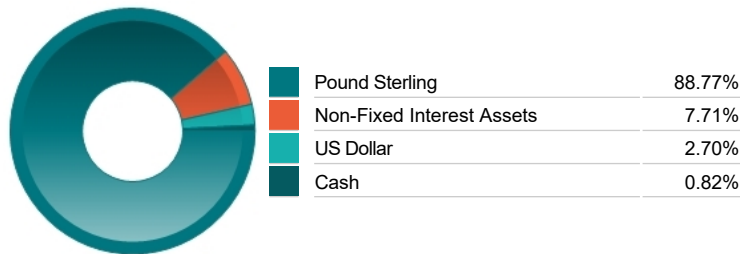
Fixed Interest Quality Profile



Fixed Interest Maturity Profile



Fixed Interest Currencies



Important Information

- The Industry Classification Benchmark is a product of FTSE International Limited and has been licensed for use.
- "Prudential" is a trading name of The Prudential Assurance Company Limited, which is registered in England and Wales. Registered office at 10 Fenchurch Avenue, London EC3M 5AG. Registered number 15454. Authorised by the Prudential Regulation Authority and regulated by the Financial Conduct Authority and the Prudential Regulation Authority.