

Benchmark

Benchmark	iBoxx Sterling Corporates GBP
Benchmark Category	Target
IA Sector	£ Corporate Bond

Identification Codes

Sedol Code	BK7XX68
Mex Code	-
Isin Code	GB00BK7XX686
Citi Code	QGN7

Fund Overview

Mid (19/07/2024)	84.74p
Distribution yield	4.47%
Underlying yield	4.15%
Fund size (31/05/2024)	£1487.83m
Number of holdings	352
Ongoing Charges	0.33%
Launch date	15/04/1994

Fund Charges

Entry Charge	0.00%
Ongoing Charges	0.33%

Fund Background

Valuation frequency	Daily
Valuation point	12:00
Fund type	OEIC
Launch price	£0.25
Fund currency	Pound Sterling
Fund domicile	United Kingdom
ISA allowable	Yes
SIPP allowable	Yes

Dealing

Minimum Investment	-
Minimum Top Up	-
Minimum Regular Saving	-
Settlement Period: Buy	-
Settlement Period: Sell	-
Pricing Basis	None
Dealing Decimals	-

Aims

The Fund aims to provide a higher total return (the combination of capital growth and income), net of the Ongoing Charge Figure, than the average return of the IA £ Corporate Bond Sector over any five-year period.

Performance



Discrete performance - to last month end

	30/06/19 to 30/06/20	30/06/20 to 30/06/21	30/06/21 to 30/06/22	30/06/22 to 30/06/23	30/06/23 to 30/06/24
Fund	n/a	3.9%	-12.4%	-3.8%	11.4%
Sector	5.8%	3.3%	-12.9%	-4.6%	10.5%
Rank	51/87	31/92	32/92	34/95	28/97
Quartile	3	2	2	2	2

Annualised performance

	Annualised		
	3 Years to 30/06/24	5 Years to 30/06/24	10 Years to 30/06/24
Fund	-2.1%	n/a	n/a
Sector	-2.8%	0.1%	2.3%
Rank	32/92	30/87	n/a
Quartile	2	2	n/a

Fund Managers



Name: Richard Woolnough Ben Lord
 Manager for: 20 years, 4 months 4 years, 6 months

Ratings

FE Crown



Group Details

Group name	M&G Investments
Group address	10 Fenchurch Avenue London EC3M 5AG United Kingdom
Group telephone	0800 390 390
Dealing telephone	0800 328 3196
Email	info@mandg.co.uk
Homepage	www.mandg.co.uk
Fax number	-

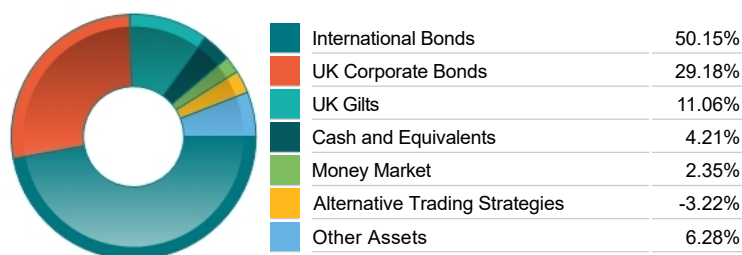
Important Information

- Source of portfolio data: Broadridge. Source of performance data: FE fundinfo. We can't predict the future. Past performance isn't a guide to future performance. The figures shown are intended only to demonstrate performance history of the fund, after allowing for the impact of ongoing charges, but take no account of product charges. Ongoing charges may vary in the future and may be higher than they are now. Fund performance is based upon the movement of the daily price and is shown as total return in GBP with income reinvested. The value of your client's investment can go down as well as up and the amount your client gets back may be less than they put in.
- This factsheet is for investment professionals and is for information purposes only. Should you wish to present any of this content to your client, please refer to similar pages on pru.co.uk. You should refer to your client's policy documentation and supporting brochures for fund availability, investment strategy, any product information and charges. Every care has been taken in populating this output, however it must be appreciated that neither Broadridge, Prudential nor their sources guarantee the accuracy, adequacy or completeness of this information or make any warranties regarding results from its usage.

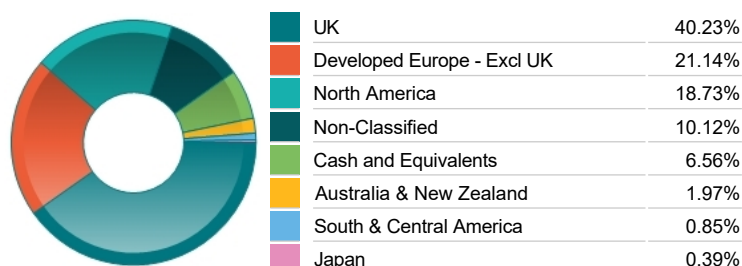
Top 10 Holdings

Name	% Weight	Sector	Country
1 4% Treasury Gilt 2063	3.85%	Bonds	United Kingdom
2 2% Treasury Gilt 2050	3.09%	Bonds	United Kingdom
3 3% Treasury Gilt 2052	2.05%	Bonds	United Kingdom
4 IMPERIAL BRANDS FINANCE PLC 4.875% 07/06/2032	1.78%	Bonds	United Kingdom
5 EUROPEAN INVESTMENT BANK 4.875% 16/12/2030	1.66%	Bonds	Luxembourg
6 KFW 4.875% 03/02/2031	1.65%	Bonds	Germany
7 AT&T INC 4.375% 14/09/2029	1.57%	Bonds	United States
8 7/8 Treasury 2046	1.35%	Bonds	United Kingdom
9 INTER-AMERICAN DEVELOPMENT BANK 4.75% 05/10/2029	1.24%	Bonds	United States
10 ROYAL BANK OF CANADA 30/01/2025	1.11%	Bonds	Canada


Asset Allocation



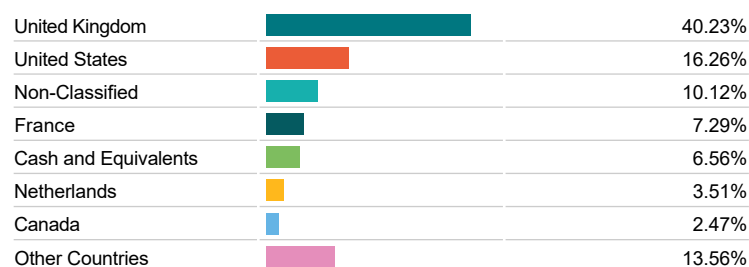
Regional Allocation



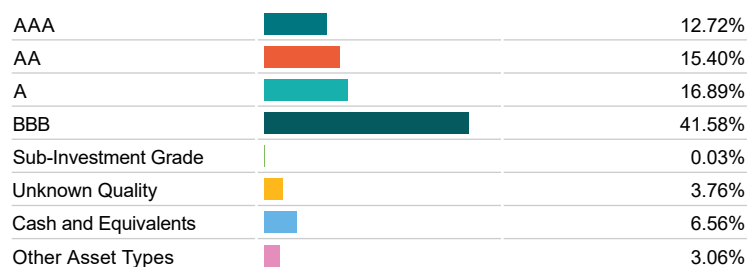
Bond Sector Breakdown



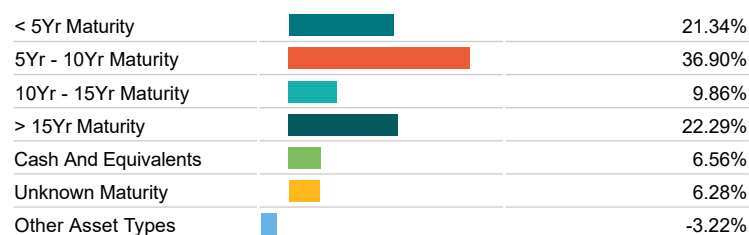
Top Country Breakdown




Fixed Interest Quality Profile



Fixed Interest Maturity Profile



Fixed Interest Currencies



Important Information

- The Industry Classification Benchmark is a product of FTSE International Limited and has been licensed for use. "Prudential" is a trading name of The Prudential Assurance Company Limited, which is registered in England and Wales. Registered office at 10 Fenchurch Avenue, London EC3M 5AG. Registered number 15454. Authorised by the Prudential Regulation Authority and regulated by the Financial Conduct Authority and the Prudential Regulation Authority.