

Benchmark

Benchmark	SONIA Overnight
Benchmark Category	-
IA Sector	Short Term Money Market

Identification Codes

Sedol Code	B4V7NX1
Mex Code	MYACKR
Isin Code	GB00B4V7NX18
Citi Code	00P8

Fund Overview

Bid (17/04/2025)	273.19p
Offer (17/04/2025)	273.19p
Distribution yield	1.17%
Underlying yield	-
Fund size (28/02/2025)	£974.23m
Number of holdings	425
Ongoing Charges	0.20%
Launch date	10/06/2011

Fund Charges

Entry Charge	0.00%
Ongoing Charges	0.20%

Fund Background

Valuation frequency	Daily
Valuation point	12:00
Fund type	Unit Trust
Launch price	£1.00
Fund currency	Pound Sterling
Fund domicile	United Kingdom
ISA allowable	Yes
SIPP allowable	Yes

Dealing

Minimum Investment	£100000
Minimum Top Up	£100
Minimum Regular Saving	-
Settlement Period: Buy	2 days
Settlement Period: Sell	2 days
Pricing Basis	Forward
Dealing Decimals	3

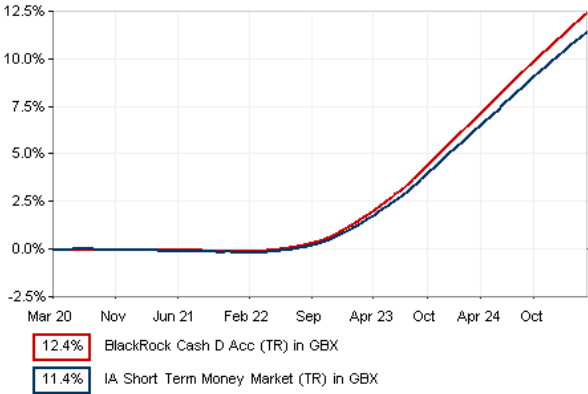
Distribution Dates

Ex dividend date(s)	Income payment date(s)
01 December	31 January
01 March	30 April
01 June	31 July
01 September	31 October

Aims

The aim of the BlackRock Cash Fund is to achieve a competitive rate of interest for unitholders, consistent with preservation of principal (capital) and liquidity, principally from a portfolio of cash, deposits, and money-market instruments. These types of investments may be issued by both UK and non-UK issuers, but shall be denominated in Sterling. The Fund will be actively managed. The Fund is not recommended for investors seeking long-term capital growth. The BlackRock Cash Fund is a "Short Term Money-Market Fund" in accordance with the COLL Sourcebook and the European Securities and Markets Authority's ("ESMA") "Guidelines on a common definition of European money market funds". The investment objective of the BlackRock Cash Fund is intended to comply with this classification.

Performance




Discrete performance - to last month end

	31/03/20 to 31/03/21	31/03/21 to 31/03/22	31/03/22 to 31/03/23	31/03/23 to 31/03/24	31/03/24 to 31/03/25
Fund	0.0%	0.0%	2.1%	5.0%	5.0%
Sector	-0.1%	-0.1%	1.9%	4.6%	4.6%
Rank	8/9	6/9	7/9	5/9	5/9
Quartile	4	3	3	2	2

Annualised performance

	3 Years to 31/03/25	5 Years to 31/03/25	10 Years to 31/03/25
Fund	4.0%	2.4%	1.3%
Sector	3.7%	2.2%	1.2%
Rank	5/9	7/9	6/7
Quartile	2	3	4

Fund Managers



Name: Matt Clay  
Manager for: 6 years, 4 months

Ratings

FE Crown



Group Details

Group name	BlackRock Investment Management (UK) Limited
Group address	12 Throgmorton Avenue London EC2N 2DL
Group telephone	08457 405 405
Dealing telephone	0800 445522
Email	broker.services@blackrock.com
Homepage	www.blackrock.co.uk
Fax number	020 7743 1135

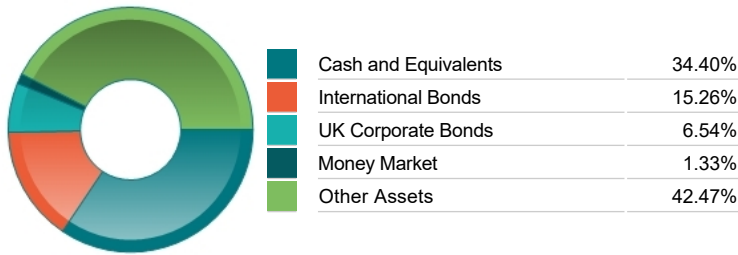
Important Information

- Source of portfolio data: Broadridge. Source of performance data: FE fundinfo. We can't predict the future. Past performance isn't a guide to future performance. The figures shown are intended only to demonstrate performance history of the fund, after allowing for the impact of ongoing charges, but take no account of product charges. Ongoing charges may vary in the future and may be higher than they are now. Fund performance is based upon the movement of the daily price and is shown as total return in GBP with income reinvested. The value of your client's investment can go down as well as up and the amount your client gets back may be less than they put in.
- This factsheet is for investment professionals and is for information purposes only. Should you wish to present any of this content to your client, please refer to similar pages on pru.co.uk. You should refer to your client's policy documentation and supporting brochures for fund availability, investment strategy, any product information and charges. Every care has been taken in populating this output, however it must be appreciated that neither Broadridge, Prudential nor their sources guarantee the accuracy, adequacy or completeness of this information or make any warranties regarding results from its usage.

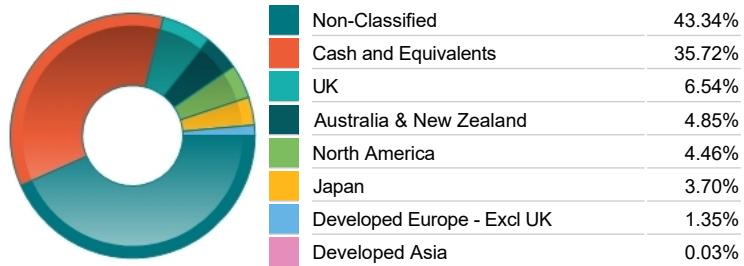
Top 10 Holdings

Name	% Weight	Sector	Country
1 KBC BANK (LONDON BRANCH) GB	8.31%	Cash and Equivalents	Cash and Equivalents
2 COOPERATIEVE RABOBANK UA GB	5.78%	Cash and Equivalents	Cash and Equivalents
3 MUFG BANK LTD (LONDON BRANCH) GB	5.75%	Cash and Equivalents	Cash and Equivalents
4 CREDIT AGRICOLE CORPORATE AND INVE	5.13%	Cash and Equivalents	Cash and Equivalents
5 Cash	4.93%	Cash and Equivalents	Cash and Equivalents
6 NATIONWIDE BUILDING SOCIETY	4.75%	Bonds	United Kingdom
7 BNP PARIBAS (LONDON BRANCH) GB	4.65%	Cash and Equivalents	Cash and Equivalents
8 MIZUHO BANK LTD (LONDON BRANCH)	3.56%	Non-Classified	Non-Classified
9 EUROCLEAR BANK SA	1.83%	Non-Classified	Non-Classified
10 TORONTO-DOMINION BANK (LONDON BRAN	1.46%	Non-Classified	Non-Classified

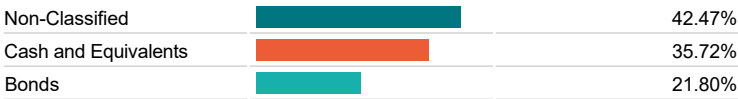
Asset Allocation



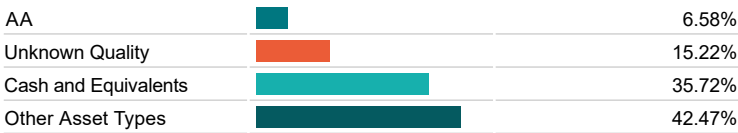
Regional Allocation



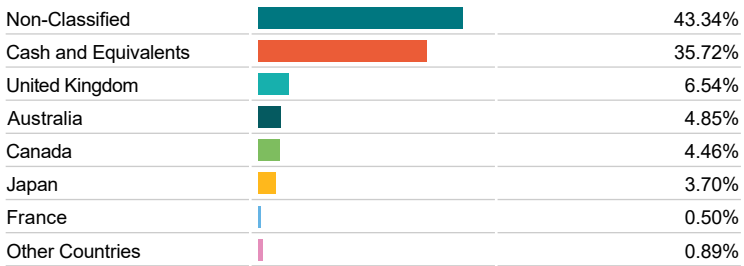
Bond Sector Breakdown



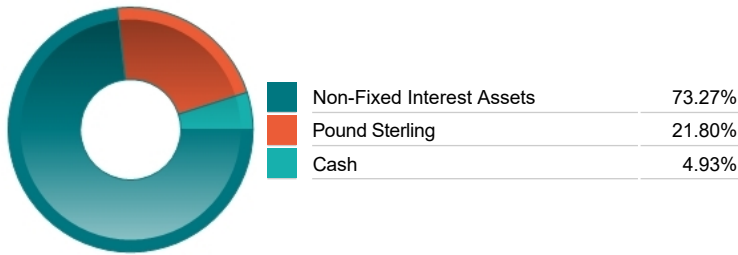
Fixed Interest Quality Profile



Top Country Breakdown



Fixed Interest Currencies



Fixed Interest Maturity Profile



Important Information

- The Industry Classification Benchmark is a product of FTSE International Limited and has been licensed for use.
- "Prudential" is a trading name of The Prudential Assurance Company Limited, which is registered in England and Wales. Registered office at 10 Fenchurch Avenue, London EC3M 5AG. Registered number 15454. Authorised by the Prudential Regulation Authority and regulated by the Financial Conduct Authority and the Prudential Regulation Authority.