

**Benchmark**

Benchmark	FTSE World Asia Pacific ex Japan
Benchmark Category	-
IA Sector	Asia Pacific Excluding Japan

**Identification Codes**

Sedol Code	B0CNGY2
Mex Code	LGPTIA
Isin Code	GB00B0CNGY27
Citi Code	LT92

**Fund Overview**

Mid (19/07/2024)	247.70p
Historic yield	2.80%
Fund size (31/05/2024)	£1474.02m
Number of holdings	625
Ongoing Charges	0.19%
Launch date	26/09/2005

**Fund Charges**

Entry Charge	0.00%
Ongoing Charges	0.19%

**Fund Background**

Valuation frequency	Daily
Valuation point	12:00
Fund type	Unit Trust
Launch price	£0.50
Fund currency	Pound Sterling
Fund domicile	United Kingdom
ISA allowable	Yes
SIPP allowable	Yes

**Dealing**

Minimum Investment	£1000000
Minimum Top Up	£20000
Minimum Regular Saving	-
Settlement Period: Buy	4 days
Settlement Period: Sell	4 days
Pricing Basis	Forward
Dealing Decimals	3

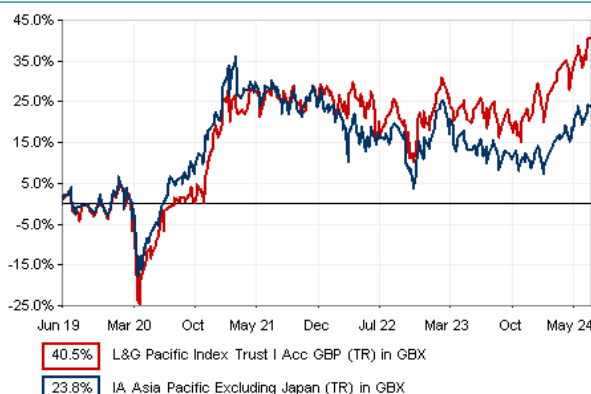
**Distribution Dates**

Ex dividend date(s)	Income payment date(s)
25 March	25 May
25 September	25 November

**Aims**

The objective of this fund is to provide growth by tracking the performance of the FTSE World Asia Pacific ex Japan Index. The fund will invest almost entirely in company shares. The fund's investments will closely match those that make up the Index. The Index consists of a broad spread of Pacific region company shares (excluding Japanese companies). The fund may use derivatives to reduce risk or cost, or to generate additional capital or income with no, or an acceptably low, level of risk.

**Performance**



**Discrete performance - to last month end**

	30/06/19 to 30/06/20	30/06/20 to 30/06/21	30/06/21 to 30/06/22	30/06/22 to 30/06/23	30/06/23 to 30/06/24
Fund	-1.3%	30.4%	-8.8%	3.6%	15.5%
Sector	2.6%	27.1%	-10.8%	-3.3%	10.0%
Rank	69/105	41/108	38/113	12/118	19/119
Quartile	3	2	2	1	1

**Annualised performance**

	Annualised		
	3 Years to 30/06/24	5 Years to 30/06/24	10 Years to 30/06/24
Fund	2.9%	7.0%	8.3%
Sector	-1.7%	4.4%	7.4%
Rank	15/113	17/105	26/83
Quartile	1	1	2

**Fund Managers**



Name: LGIM Index Fund Management Team  
Manager for: 10 years, 9 months

**Group Details**

Group name	Legal & General Unit Trust Managers Limited
Group address	Legal & General One Coleman Street London EC2R 5AA
Group telephone	0370 050 0955
Dealing telephone	-
Email	investments@landg.com
Homepage	www.lgim.com
Fax number	-


**Important Information**

- Source of portfolio data: Broadridge. Source of performance data: FE fundinfo. We can't predict the future. Past performance isn't a guide to future performance. The figures shown are intended only to demonstrate performance history of the fund, after allowing for the impact of ongoing charges, but take no account of product charges. Ongoing charges may vary in the future and may be higher than they are now. Fund performance is based upon the movement of the daily price and is shown as total return in GBP with income reinvested. The value of your client's investment can go down as well as up and the amount your client gets back may be less than they put in.
- This factsheet is for investment professionals and is for information purposes only. Should you wish to present any of this content to your client, please refer to similar pages on pru.co.uk. You should refer to your client's policy documentation and supporting brochures for fund availability, investment strategy, any product information and charges. Every care has been taken in populating this output, however it must be appreciated that neither Broadridge, Prudential nor their sources guarantee the accuracy, adequacy or completeness of this information or make any warranties regarding results from its usage.


Top 10 Holdings

Name	% Weight	Sector	Country
1 TAIWAN SEMICONDUCTOR MANUFACTURING COMPANY LIMITED	13.41%	Technology Hardware & Equipment	Taiwan
2 SAMSUNG ELECTRONICS CO. LTD	5.60%	Telecommunications Equipment	South Korea
3 BHP GROUP LIMITED	3.27%	Industrial Metals & Mining	Australia
4 COMMONWEALTH BANK OF AUSTRALIA	2.94%	Banks	Australia
5 CSL LTD	1.97%	Pharmaceuticals & Biotechnology	Australia
6 AIA GROUP LIMITED	1.92%	Life Insurance	Hong Kong
7 SK HYNIX	1.62%	Technology Hardware & Equipment	South Korea
8 NATIONAL AUSTRALIA BANK LIMITED	1.55%	Banks	Australia
9 HON HAI PRECISION INDUSTRY	1.40%	Technology Hardware & Equipment	Taiwan
10 WESTPAC BANKING CORPORATION	1.33%	Banks	Australia

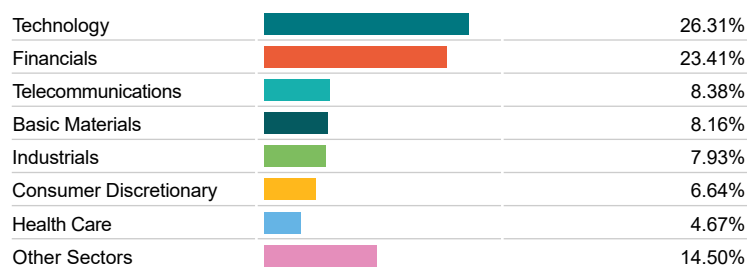
Asset Allocation



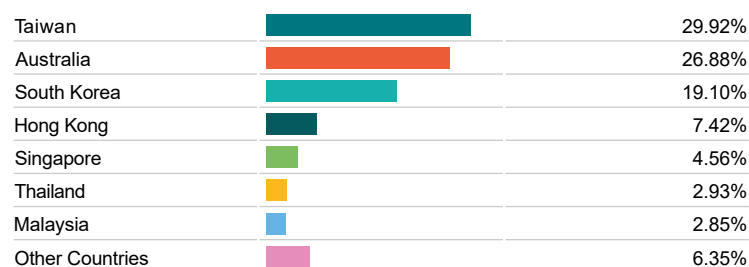
Regional Allocation



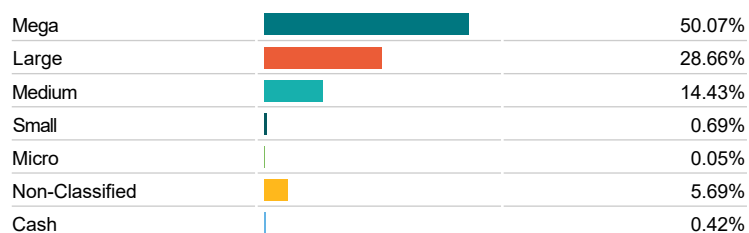
Equity Sector Breakdown



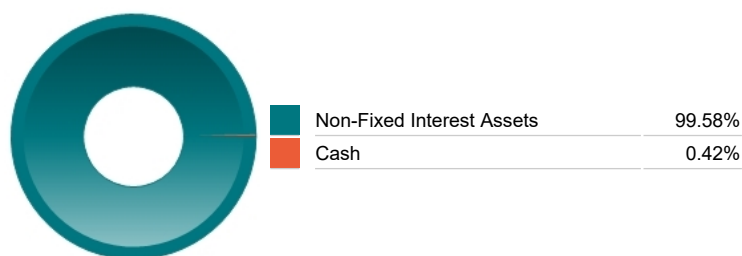
Top Country Breakdown



Breakdown By Market Cap (%)



Fixed Interest Currencies



Important Information

- The Industry Classification Benchmark is a product of FTSE International Limited and has been licensed for use. "Prudential" is a trading name of The Prudential Assurance Company Limited, which is registered in England and Wales. Registered office at 10 Fenchurch Avenue, London EC3M 5AG. Registered number 15454. Authorised by the Prudential Regulation Authority and regulated by the Financial Conduct Authority and the Prudential Regulation Authority.

## Commentary

Overall, December was a positive month for the region's stock markets, as improving global economic data provided the catalyst for year-end gains. The notable exception was China, where equities struggled to make headway against the backdrop of higher interest rates. In order to contain inflation, the Chinese authorities hiked the benchmark interest rate by 0.25% for the second time this year, as higher food prices triggered an acceleration in the consumer price index. The central bank also raised its required reserve ratio by 0.5% for the third time in a month, to 18.0%, underscoring worries about the threat of easy credit and capital inflows to inflation. Chinese monetary tightening overshadowed the Hong Kong market, which also lagged the regional index over the month. Australian equities recorded impressive gains, largely on the back of the continuing boom in commodity markets driven by seemingly insatiable demand from the emerging Asian economies. This is fuelling business investment in further mineral extraction, counterbalancing the impact of higher interest rates on consumer demand. The Taiwanese stock market has been driven by an influx of international investment, which has pushed the local dollar close to a 13-year high against its US counterpart. South Korea also performed well, as the prospect of a sustained recovery in the US economy bodes well for the major electronics exporters.

## Important Information

- "Prudential" is a trading name of The Prudential Assurance Company Limited, which is registered in England and Wales. Registered office at 10 Fenchurch Avenue, London EC3M 5AG. Registered number 15454. Authorised by the Prudential Regulation Authority and regulated by the Financial Conduct Authority and the Prudential Regulation Authority.