

### Benchmark

|                    |                   |
|--------------------|-------------------|
| Benchmark          | MSCI World in GBP |
| Benchmark Category | -                 |
| IA Sector          | Global            |

### Identification Codes

|            |              |
|------------|--------------|
| Sedol Code | BKK9YT3      |
| Mex Code   | -            |
| Isin Code  | GB00BKK9YT38 |
| Citi Code  | -            |

### Fund Overview

|                        |            |
|------------------------|------------|
| Mid                    | -          |
| Historic yield         | -          |
| Fund size (31/12/2023) | £87.96m    |
| Number of holdings     | 49         |
| Ongoing Charges        | 0.83%      |
| Launch date            | 09/01/1984 |

### Fund Charges

|                 |       |
|-----------------|-------|
| Entry Charge    | 0.00% |
| Ongoing Charges | 0.83% |

### Fund Background

|                     |                |
|---------------------|----------------|
| Valuation frequency | Daily          |
| Valuation point     | -              |
| Fund type           | ICVC           |
| Launch price        | £0.97          |
| Fund currency       | Pound Sterling |
| Fund domicile       | United Kingdom |
| ISA allowable       | Yes            |
| SIPP allowable      | Yes            |

### Dealing

|                         |         |
|-------------------------|---------|
| Minimum Investment      | -       |
| Minimum Top Up          | -       |
| Minimum Regular Saving  | -       |
| Settlement Period: Buy  | 4 days  |
| Settlement Period: Sell | 4 days  |
| Pricing Basis           | Forward |
| Dealing Decimals        | -       |

### Aims

Capital appreciation; investment in equities on a worldwide basis.

### Performance


#### Group Details

|                   |                                |
|-------------------|--------------------------------|
| Group name        | GAM                            |
| Group address     | 20 King Street London SW1Y 6QY |
| Group telephone   | 020 7493 9990                  |
| Dealing telephone | -                              |
| Email             | info@gam.com                   |
| Homepage          | www.gam.com                    |
| Fax number        | 020 7493 0715                  |

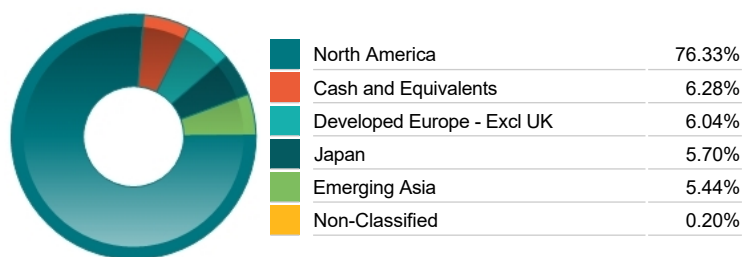
Top 10 Holdings

| Name                       | % Weight | Sector                          | Country       |
|----------------------------|----------|---------------------------------|---------------|
| 1 MICROSOFT CORPORATION    | 8.05%    | Software & Computer Services    | United States |
| 2 AMAZON.COM               | 4.54%    | Retailers                       | United States |
| 3 ALPHABET INC             | 3.95%    | Software & Computer Services    | United States |
| 4 SEAGATE TECHNOLOGY HLDGS | 3.90%    | Technology Hardware & Equipment | Ireland       |
| 5 SK HYNIX INC             | 3.69%    | Technology Hardware & Equipment | South Korea   |
| 6 UBER TECHNOLOGIES        | 3.64%    | Consumer Services               | United States |
| 7 PTC                      | 2.96%    | Software & Computer Services    | United States |
| 8 PAYPAL HOLDINGS          | 2.94%    | Industrial Support Services     | United States |
| 9 NETFLIX                  | 2.93%    | Media                           | United States |
| 10 INTUITIVE SURGICAL      | 2.93%    | Medical Equipment & Services    | United States |

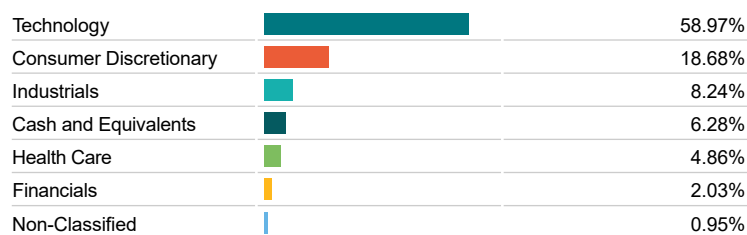
Asset Allocation



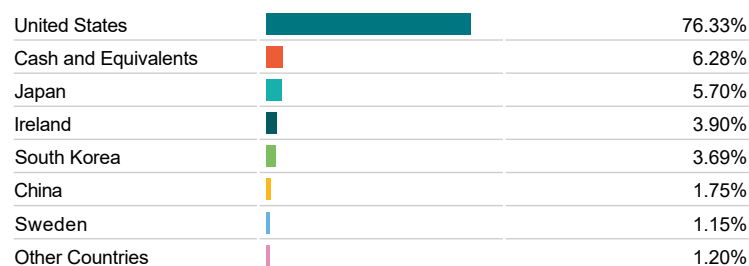
Regional Allocation



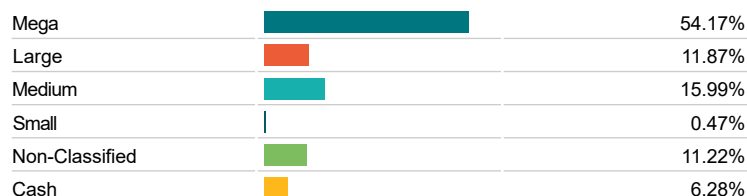
Equity Sector Breakdown



Top Country Breakdown



Breakdown By Market Cap (%)



Fixed Interest Currencies

