

## Benchmark

|                    |  |
|--------------------|--|
| Benchmark          | FTSE EPRA/NAREIT Green Low Carbon Target Index |
| Benchmark Category | -  |
| IA Sector          | Other Property                                 |

## Identification Codes

|            |              |
|------------|--------------|
| Sedol Code | B5BFJG7      |
| Mex Code   | MYKAAS       |
| Isin Code  | GB00B5BFJG71 |
| Citi Code  | G6IA         |

## Fund Overview

|                        |            |
|------------------------|------------|
| Mid (23/08/2024)       | 235.66p    |
| Historic yield         | 5.35%      |
| Fund size (30/11/2023) | £5836.97m  |
| Number of holdings     | 469        |
| Ongoing Charges        | 0.18%      |
| Launch date            | 29/06/2012 |

## Fund Charges

|                 |       |
|-----------------|-------|
| Entry Charge    | 0.00% |
| Ongoing Charges | 0.18% |

## Fund Background

|                     |                |
|---------------------|----------------|
| Valuation frequency | Daily          |
| Valuation point     | 12:00          |
| Fund type           | Unit Trust     |
| Launch price        | £1.00          |
| Fund currency       | Pound Sterling |
| Fund domicile       | United Kingdom |
| ISA allowable       | Yes            |
| SIPP allowable      | Yes            |

## Dealing

|                         |         |
|-------------------------|---------|
| Minimum Investment      | £100000 |
| Minimum Top Up          | £100    |
| Minimum Regular Saving  | -       |
| Settlement Period: Buy  | 3 days  |
| Settlement Period: Sell | 3 days  |
| Pricing Basis           | Forward |
| Dealing Decimals        | 3       |

## Distribution Dates

| Ex dividend date(s) | Income payment date(s) |
|---------------------|------------------------|
| 01 March            | 30 April               |
| 01 September        | 31 October             |

## Aims

The aim of the Fund is to provide a return on your investment (generated through an increase in the value of the assets held by the Fund) by tracking closely the performance of the FTSE EPRA/NAREIT Green Low Carbon Target Index (the "Benchmark Index"). Although the Fund aims to achieve its investment objective, there is no guarantee that this will be achieved. The Fund's capital is at risk meaning that the Fund could suffer a decrease in value and the value of your investment would decrease as a result.

## Performance




## Discrete performance - to last month end

|          | 31/07/19 to 31/07/20 | 31/07/20 to 31/07/21 | 31/07/21 to 31/07/22 | 31/07/22 to 31/07/23 | 31/07/23 to 31/07/24 |
|----------|----------------------|----------------------|----------------------|----------------------|----------------------|
| Fund     | -20.5%               | 26.6%                | 3.7%                 | -13.3%               | 7.6%                 |
| Sector   | -10.5%               | 21.8%                | -1.3%                | -14.3%               | 8.8%                 |
| Rank     | 38/43                | 31/46                | 10/49                | 27/52                | 35/53                |
| Quartile | 4                    | 3                    | 1                    | 3                    | 3                    |

## Annualised performance

|          | 3 Years to 31/07/24 | 5 Years to 31/07/24 | 10 Years to 31/07/24 |
|----------|---------------------|---------------------|----------------------|
| Fund     | -1.1%               | -0.5%               | 5.6%                 |
| Sector   | -2.7%               | 0.1%                | 3.9%                 |
| Rank     | 10/49               | 30/43               | 13/33                |
| Quartile | 1                   | 3                   | 2                    |

## Fund Managers



Name: Kieran Doyle  
 Manager for: 8 years, 5 months

## Group Details

|                   |  |
|-------------------|--|
| Group name        | BlackRock Investment Management (UK) Limited |
| Group address     | 12 Throgmorton Avenue London EC2N 2DL        |
| Group telephone   | 08457 405 405                                |
| Dealing telephone | 0800 445522                                  |
| Email             | broker.services@blackrock.com                |
| Homepage          | www.blackrock.co.uk                          |
| Fax number        | 020 7743 1135                                |

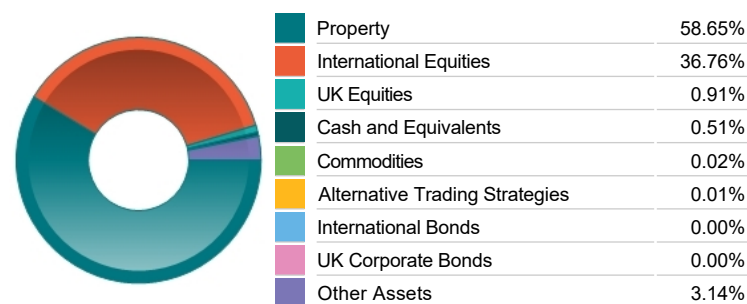
## Important Information

- Source of portfolio data: Broadridge. Source of performance data: FE fundinfo. We can't predict the future. Past performance isn't a guide to future performance. The figures shown are intended only to demonstrate performance history of the fund, after allowing for the impact of ongoing charges, but take no account of product charges. Ongoing charges may vary in the future and may be higher than they are now. Fund performance is based upon the movement of the daily price and is shown as total return in GBP with income reinvested. The value of your client's investment can go down as well as up and the amount your client gets back may be less than they put in.
- This factsheet is for investment professionals and is for information purposes only. Should you wish to present any of this content to your client, please refer to similar pages on pru.co.uk. You should refer to your client's policy documentation and supporting brochures for fund availability, investment strategy, any product information and charges. Every care has been taken in populating this output, however it must be appreciated that neither Broadridge, Prudential nor their sources guarantee the accuracy, adequacy or completeness of this information or make any warranties regarding results from its usage.

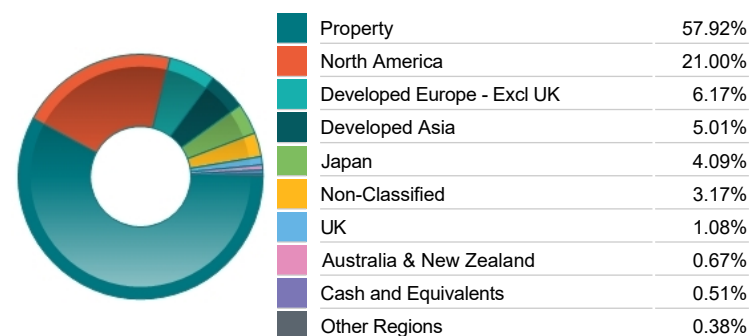
**Top 10 Holdings**

| Name  | % Weight | Sector                        | Country                   |
|---|----------|-------------------------------|---------------------------|
| 1 PROLOGIS INC  | 7.32%    | Real Estate Investment Trusts | Direct Property and REITs |
| 2 EQUINIX   | 6.11%    | Real Estate Investment Trusts | United States             |
| 3 DIGITAL REALTY TRUST  | 3.69%    | Real Estate Investment Trusts | United States             |
| 4 AVALONBAY COMMUNITIES INC                                   | 2.53%    | Real Estate Investment Trusts | Direct Property and REITs |
| 5 WELLTOWER   | 2.27%    | Real Estate Investment Trusts | Direct Property and REITs |
| 6 EQUITY RESIDENTIAL PROPERTIES TRUST                         | 2.24%    | Real Estate Investment Trusts | Direct Property and REITs |
| 7 PUBLIC STORAGE  | 2.03%    | Real Estate Investment Trusts | United States             |
| 8 Simon Property Group Inc Simon Property Group Inc USD0.0001 | 1.75%    | Real Estate Investment Trusts | Direct Property and REITs |
| 9 VENTAS INC  | 1.73%    | Real Estate Investment Trusts | Direct Property and REITs |
| 10 ALEXANDRIA REAL ESTATE EQUITIES INC                        | 1.49%    | Real Estate Investment Trusts | United States             |

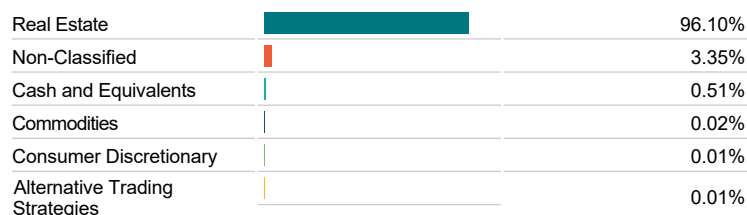
**Asset Allocation**



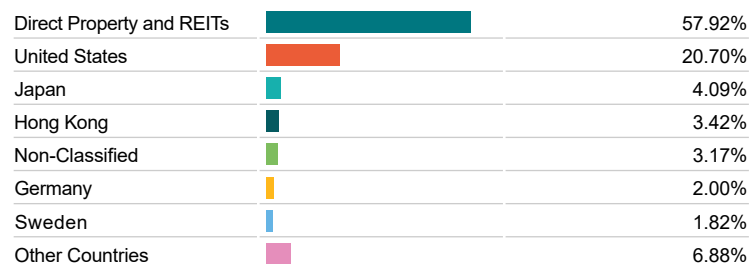
**Regional Allocation**



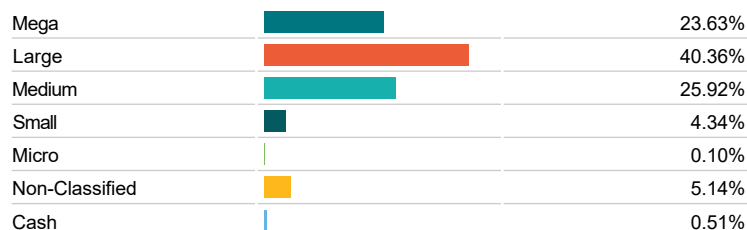
**Equity Sector Breakdown**



**Top Country Breakdown**



**Breakdown By Market Cap (%)**



**Fixed Interest Currencies**



**Important Information**

- The Industry Classification Benchmark is a product of FTSE International Limited and has been licensed for use. "Prudential" is a trading name of The Prudential Assurance Company Limited, which is registered in England and Wales. Registered office at 10 Fenchurch Avenue, London EC3M 5AG. Registered number 15454. Authorised by the Prudential Regulation Authority and regulated by the Financial Conduct Authority and the Prudential Regulation Authority.