

Aims

Objective: The investment strategy of the fund is to purchase units in the M&G PP Japan Equity Index Fund – the underlying fund.

Underlying fund objective: The fund gains its exposure via the M&G (ACS) BlackRock Japan Equity fund. The underlying fund aims to be fully invested in the equity securities and equity related securities of companies that are constituents of the MSCI Japan Index. Within the index-relative limits, the Investment Manager uses a structured and systematic, bottom up stock selection process to build a portfolio with similar risk-return characteristics as the index in order to meet the fund's investment objectives. In addition to the fund's objective, the Investment Manager aims to reflect a fundamental ESG approach by overweighting its investments in securities which score well against the Investment Manager's ESG research framework and underweighting the securities which score less well.

Benchmark

Benchmark	MSCI Japan Index
Sector	ABI Japan Equities

Identification Codes

Sedol Code	3424801
Mex Code	PUPUSH
Isin Code	GB0034248012
Citi Code	P541

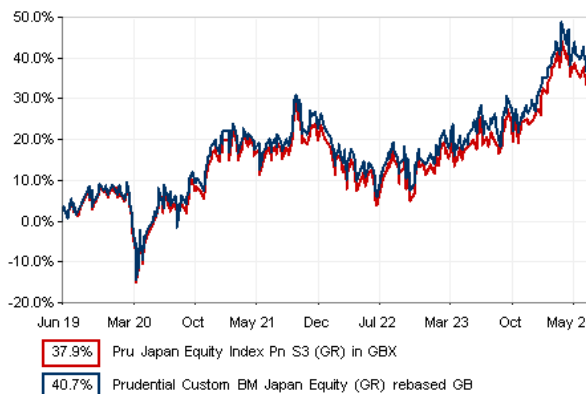
Fund Overview

Daily price (01/07/2024)	342.30
Fund size (31/05/2024)	£4.84m
Underlying Fund size	£4.83m
Number of holdings	144
Launch date	31/03/2004

Fund Charges

Annual Management Charge (AMC)	Please refer to the "Fund Guide" for your specific pension plan
--------------------------------	---

Performance



Discrete performance - to latest available quarter end

	30/06/19 to 30/06/20	30/06/20 to 30/06/21	30/06/21 to 30/06/22	30/06/22 to 30/06/23	30/06/23 to 30/06/24
Fund	5.1%	11.8%	-8.9%	12.7%	14.3%
Benchmark	6.8%	12.0%	-8.5%	12.7%	14.2%

Performance - to latest available quarter end

	Quarter 2 2024	3 Years to 30/06/24	Annualised 5 Years to 30/06/24	Annualised 10 Years to 30/06/24
Fund	-3.4%	5.5%	6.6%	8.9%
Benchmark	-4.3%	5.6%	7.1%	9.2%

Prudential Risk Rating

Higher Risk
These are specialist equity funds that focus on set geographical regions or a particular type of share e.g. shares of smaller companies or those that conform to certain criteria.

These risk ratings have been developed by Prudential to help provide an indication of a fund's potential level of risk and reward based on the type of assets which may be held by the fund. Other companies may use different descriptions and as such these risk ratings should not be considered as generic across the fund management industry.

We regularly review our fund risk ratings, so they may change in the future. If, in our view, there is a material change in the fund's level of risk, for example due to a significant change to the assets held by the fund or in the way the fund is managed, we will provide information on the new risk rating. We recommend that you make sure you understand the risk rating of any fund before you invest.

Fund Managers



Name: Richard O'Connor
Manager of the underlying fund for: 19 years


Important Information

- Because of changes in exchange rates the value of your investment, as well as any money you take from it, can go down as well as up.
- Some funds may invest in 'underlying' funds or other investment vehicles. The performance of our fund, compared to what it's invested in won't be exactly the same. That can be due to additional charges, cash management (needed to help people to enter and leave our fund when they want), tax and the timing of investments (this is known as a fund's dealing cycle, it varies between managers and can be several days).
- Source: MSCI. MSCI makes no express or implied warranties or representations and shall have no liability whatsoever with respect to any MSCI data contained herein. The MSCI data may not be further redistributed or used as a basis for other indices or any securities or financial products. This report is not approved, endorsed, reviewed or produced by MSCI. None of the MSCI data is intended to constitute investment advice or a recommendation to make (or refrain from making) any kind of investment decision and may not be relied on as such.
- Source of portfolio data: Broadridge. Source of performance data: FE fundinfo. We can't predict the future. Past performance isn't a guide to future performance. The figures shown are intended only to demonstrate performance history of the fund, after allowing for the impact of fund charges and further costs, but take no account of any Annual Management Charge paid for by the deduction of units. Charges and further costs may vary in the future and may be higher than they are now. Fund performance is based upon the movement of the daily price and is shown as total return in GBP with gross income reinvested. The value of your client's investment can go down as well as up and the amount your client gets back may be less than they put in.
- This factsheet is intended for the advisers of occupational pension schemes using Prudential group pension contracts and Prudential grouped personal pensions and Stakeholder pension contracts. Its purpose is to provide an insight into how investment markets and funds have performed over the period and is provided for information only. You should refer to your client's scheme documentation (e.g. Fund Guide) for fund availability, investment strategy, any scheme information and charges. Every care has been taken in populating this output, however it must be appreciated that neither Broadridge, Prudential nor their sources guarantee the accuracy, adequacy or completeness of this information or make any warranties regarding results from its usage.

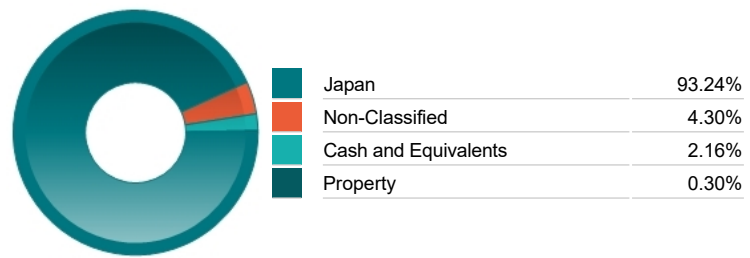
Top 10 Holdings

Name	% Weight	Sector	Country
1 TOYOTA MOTOR CORPORATION	6.05%	Automobiles & Parts	Japan
2 TOKYO ELECTRON LIMITED	3.04%	Technology Hardware & Equipment	Japan
3 HITACHI	2.95%	General Industrials	Japan
4 SONY CORP	2.93%	Leisure Goods	Japan
5 MITSUI & CO.	2.82%	Industrial Support Services	Japan
6 MITSUI SUMITOMO INSURANCE CO.	2.41%	Banks	Japan
7 HONDA MOTOR CO.	2.24%	Automobiles & Parts	Japan
8 MITSUBISHI UFJ FINANCIAL GROUP	2.12%	Banks	Japan
9 ITOCHU CORPORATION	1.85%	General Industrials	Japan
10 FAST RETAILING CO.	1.84%	Retailers	Japan

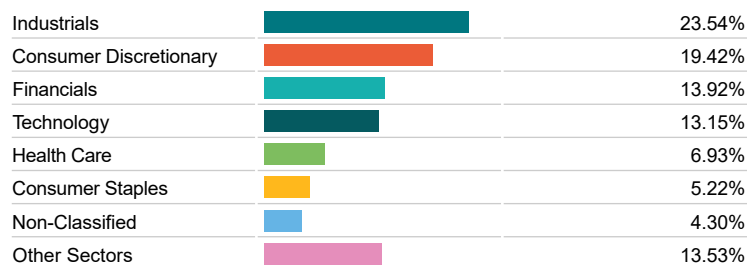
Asset Allocation




Regional Allocation



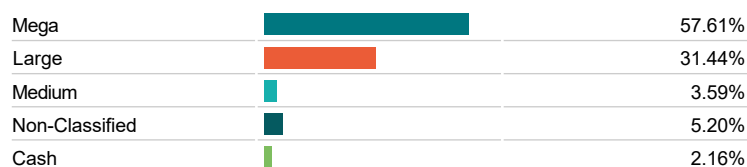
Equity Sector Breakdown



Top Country Breakdown



Breakdown By Market Cap (%)



Important Information

- Because of changes in exchange rates the value of your investment, as well as any money you take from it, can go down as well as up.
- The Industry Classification Benchmark is a product of FTSE International Limited and has been licensed for use.
- "Prudential" is a trading name of The Prudential Assurance Company Limited (PACL), which is registered in England and Wales. Registered office at 10 Fenchurch Avenue, London EC3M 5AG. Registered number 15454. Authorised by the Prudential Regulation Authority and regulated by the Financial Conduct Authority and the Prudential Regulation Authority. Prudential Retirement Income Limited is registered in Scotland. Registered office at Craigforth, Stirling FK9 4UE. Registered number SCO47842. Authorised by the Prudential Regulation Authority and regulated by the Financial Conduct Authority and the Prudential Regulation Authority.g

Commentary

Performance as at Q1 2024 - The Japanese stockmarket rallied fiercely in the first quarter of 2024 in local currency terms, with the Nikkei 225 breaching 40,000 for the first time. Returns to sterling-based investors, though, were dampened somewhat by the weakness of the yen. Within the market, technology shares made big gains on the back of a positive earnings season. Around the middle of March, the Bank of Japan ended its negative interest rate policy and raised interest rates – the first time there has been an increase since 2007. Officials set a policy rate range of between 0% and 0.1%, saying its 2% inflation target had come into sight, but pledged to continue buying Japanese government bonds and said financial conditions would remain accommodative. The move was widely expected and came after workers at some of Japan's largest companies secured their biggest pay rise for many years.

Source: M&G

Important Information

- Prudential is a trading name of Prudential Pensions Limited. Prudential Pensions Limited is registered in England and Wales. Registered office at 10 Fenchurch Avenue, London EC3M 5AG. Registered number 992726. Authorised by the Prudential Regulation Authority and regulated by the Financial Conduct Authority and the Prudential Regulation Authority.