

Benchmark

Benchmark	-
-----------	---

Identification Codes

Sedol Code	BMF4SY0
Mex Code	-
Isin Code	GB00BMF4SY06
Citi Code	XW7N

Fund Overview

Mid (17/04/2025)	487.40p
Historic yield	1.94%
Fund size (30/06/2024)	£120.95m
Number of holdings	55
Ongoing Charges	0.77%
Launch date	-

Fund Charges

Entry Charge	0.00%
Ongoing Charges	0.77%

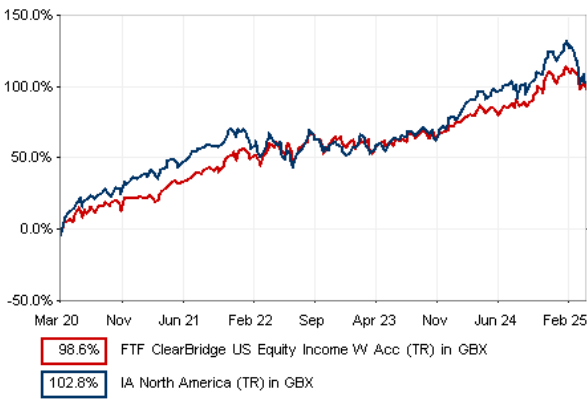
Fund Background

Valuation frequency	-
Valuation point	-
Fund type	Not Applicable
Launch price	-
Fund currency	Pound Sterling
Fund domicile	-
ISA allowable	-
SIPP allowable	-

Dealing

Minimum Investment	-
Minimum Top Up	-
Minimum Regular Saving	-
Settlement Period: Buy	3 days
Settlement Period: Sell	3 days
Pricing Basis	Forward
Dealing Decimals	3

Performance



Discrete performance - to last month end

	31/03/20 to 31/03/21	31/03/21 to 31/03/22	31/03/22 to 31/03/23	31/03/23 to 31/03/24	31/03/24 to 31/03/25
Fund	28.2%	25.5%	-2.5%	19.2%	6.3%
Sector	42.4%	16.1%	-4.0%	25.1%	2.2%
Rank	199/208	6/217	51/232	193/240	51/244
Quartile	4	1	1	4	1

Annualised performance

	Annualised		
	3 Years to 31/03/25	5 Years to 31/03/25	10 Years to 31/03/25
Fund	7.3%	14.7%	11.6%
Sector	7.1%	15.2%	11.5%
Rank	109/233	130/208	68/131
Quartile	2	3	3

Ratings

FE Crown	★★★★★
----------	-------


Group Details

Group name	Franklin Templeton Funds
Group address	The Adelphi 1 - 11 John Adam Street London WC2N 6HT
Group telephone	0800 305 306
Dealing telephone	-
Email	enquiries@franklintempleton.co.uk
Homepage	www.franklintempleton.co.uk
Fax number	-

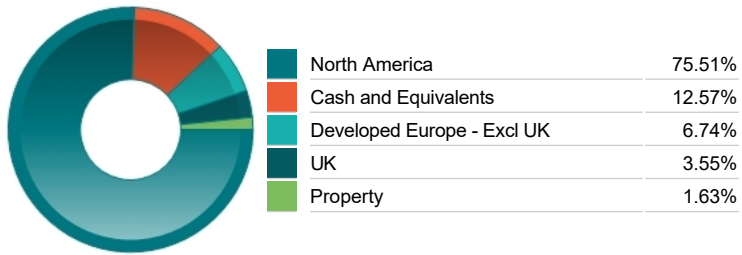
Top 10 Holdings

Name	% Weight	Sector	Country
1 MICROSOFT CORPORATION	3.97%	Software & Computer Services	United States
2 APOLLO GLOBAL MANAGEMENT INC NEW	3.07%	Investment Banking & Brokerage Services	United States
3 JPMORGAN CHASE & CO	2.91%	Banks	United States
4 THE WILLIAMS COMPANIES	2.88%	Non-Renewable Energy	United States
5 NESTLE S.A.	2.79%	Food Producers	Switzerland
6 SEMPRA	2.77%	Gas, Water & Multi-utilities	United States
7 EXXON MOBIL CORPORATION	2.70%	Non-Renewable Energy	United States
8 COMCAST CORP(NEW)	2.62%	Telecommunications Service Providers	United States
9 BECTON DICKINSON AND COMPANY	2.52%	Medical Equipment & Services	United States
10 LINDE PUBLIC LIMITED COMPANY	2.32%	Chemicals	Ireland

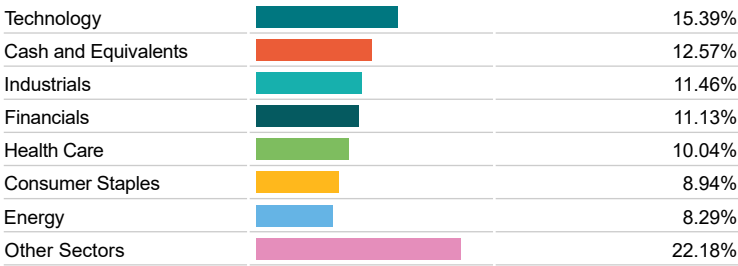
Asset Allocation



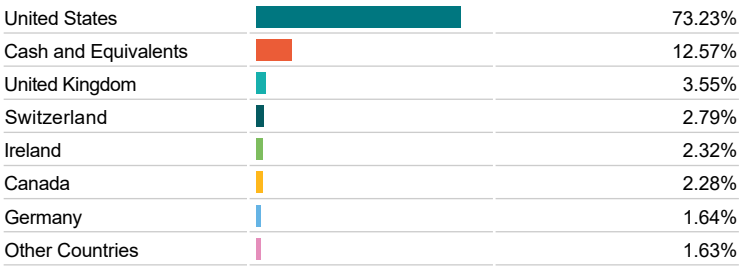
Regional Allocation



Equity Sector Breakdown



Top Country Breakdown



Breakdown By Market Cap (%)



Important Information

- The Industry Classification Benchmark is a product of FTSE International Limited and has been licensed for use.
- "Prudential" is a trading name of The Prudential Assurance Company Limited, which is registered in England and Wales. Registered office at 10 Fenchurch Avenue, London EC3M 5AG. Registered number 15454. Authorised by the Prudential Regulation Authority and regulated by the Financial Conduct Authority and the Prudential Regulation Authority.