

Benchmark

Benchmark	No Benchmark
Benchmark Category	-
IA Sector	Flexible Investment

Identification Codes

Sedol Code	B2Q8TX7
Mex Code	NTIDI
Isin Code	GB00B2Q8TX72
Citi Code	BKZ5

Fund Overview

Mid (19/07/2024)	297.95p
Historic yield	1.05%
Fund size (30/06/2024)	£953.04m
Number of holdings	5255
Ongoing Charges	1.20%
Launch date	02/06/2008

Fund Charges

Entry Charge	0.00%
Ongoing Charges	1.20%

Fund Background

Valuation frequency	Daily
Valuation point	12:00
Fund type	ICVC
Launch price	£1.00
Fund currency	Pound Sterling
Fund domicile	United Kingdom
ISA allowable	Yes
SIPP allowable	Yes

Dealing

Minimum Investment	£15000000
Minimum Top Up	£1000000
Minimum Regular Saving	-
Settlement Period: Buy	4 days
Settlement Period: Sell	4 days
Pricing Basis	Forward
Dealing Decimals	3

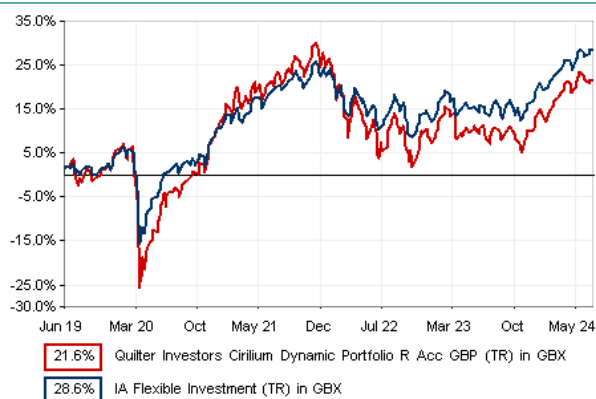
Distribution Dates

Ex dividend date(s)	Income payment date(s)
31 October	31 December

Aims

To achieve capital growth over a period of five years or more through investment markets both in the UK and overseas. The portfolio is broadly diversified across asset classes, with exposure to equities between 50-90% and with volatility of between 12 and 16%.*The volatility range is a target, based on long term actuarial assumptions and the fund is managed to stay within this range most of the time. The volatility range is regularly reviewed and may change from time to time due to changes in these assumptions.

Performance



Discrete performance - to last month end

	30/06/19 to 30/06/20	30/06/20 to 30/06/21	30/06/21 to 30/06/22	30/06/22 to 30/06/23	30/06/23 to 30/06/24
Fund	-5.0%	29.3%	-13.6%	2.7%	11.5%
Sector	0.3%	19.5%	-7.1%	3.3%	11.8%
Rank	102/121	23/128	123/140	87/150	103/159
Quartile	4	1	4	3	3

Annualised performance

	3 Years to 30/06/24	Annualised 5 Years to 30/06/24	10 Years to 30/06/24
Fund	-0.3%	4.0%	5.8%
Sector	2.4%	5.2%	5.9%
Rank	120/140	92/121	55/82
Quartile	4	4	3

Fund Managers



Name: Sacha Chorley Ian Jensen-Humphreys
Manager for: 1 years, 7 months 1 years, 7 months

Ratings

FE Crown



Group Details

Group name	Quilter Investors Funds Multi Asset (Onshore)
Group address	Quilter Investors Senator House, 85 Queen Victoria Street, London, EC4V 4AB
Group telephone	020 7332 7664
Dealing telephone	-
Email	-
Homepage	www.quilterinvestors.com
Fax number	-

Important Information

- Source of portfolio data: Broadridge. Source of performance data: FE fundinfo. We can't predict the future. Past performance isn't a guide to future performance. The figures shown are intended only to demonstrate performance history of the fund, after allowing for the impact of ongoing charges, but take no account of product charges. Ongoing charges may vary in the future and may be higher than they are now. Fund performance is based upon the movement of the daily price and is shown as total return in GBP with income reinvested. The value of your client's investment can go down as well as up and the amount your client gets back may be less than they put in.
- This factsheet is for investment professionals and is for information purposes only. Should you wish to present any of this content to your client, please refer to similar pages on pru.co.uk. You should refer to your client's policy documentation and supporting brochures for fund availability, investment strategy, any product information and charges. Every care has been taken in populating this output, however it must be appreciated that neither Broadridge, Prudential nor their sources guarantee the accuracy, adequacy or completeness of this information or make any warranties regarding results from its usage.

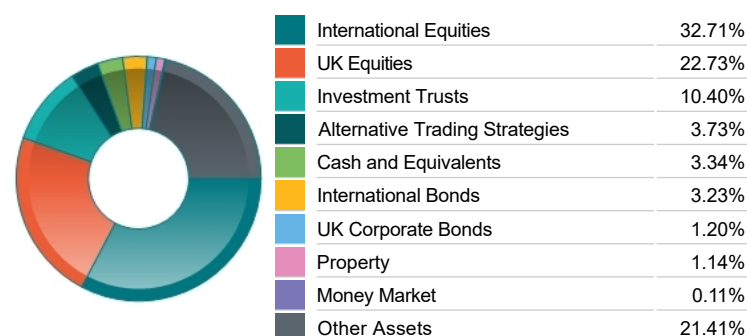
Top 10 Fund Holdings

Name	% Weight	Sector	Country
1 Fidelity (Onshore) Asia Pacific Opportunities Class W	5.47%	Managed Funds	Managed Funds
2 M&G (Lux) European Strategic Value Class CI EUR	4.79%	Managed Funds	Managed Funds
3 J O Hambro CM UK Dynamic Class M	4.58%	Managed Funds	Managed Funds
4 Liontrust UK Growth Class M	4.10%	Managed Funds	Managed Funds
5 Quilter Investors Multi Asset (Onshore) Quilter Investors UK Equity 2 Class A	4.10%	Managed Funds	Managed Funds
6 BRANDES US VALUE FD-I-GBP	3.99%	Managed Funds	Managed Funds
7 M&G Japan Class I GBP	3.64%	Managed Funds	Managed Funds
8 Quilter Investors Multi Asset (Onshore) Quilter Investors Global Equity Value Class U2	3.43%	Managed Funds	Managed Funds
9 Premier Premier Miton US Opportunities Class B	3.37%	Managed Funds	Managed Funds
10 BERKSHIRE HATHAWAY	3.32%	Investment Banking & Brokerage Services	United States

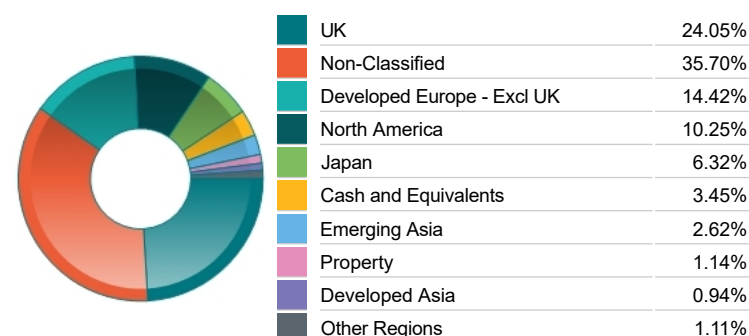
Top 10 Holdings

Name	% Weight	Sector	Country
1 BERKSHIRE HATHAWAY	3.32%	Investment Banking & Brokerage Services	United States
2 FTGF Martin Currie European Unconstrained Fund (ex Legg Mason) P1 GBP Acc	2.40%	Non-Classified	Non-Classified
3 Lyxor S&P Eurozone ESG Dividend Aristocrats (DR) UCITS ETF - Acc EDIV LN EUR	2.35%	Non-Classified	Non-Classified
4 Schroder ISF Alternative Securitised Income Fund IZ GBP Acc Hedged	0.98%	Non-Classified	Non-Classified
5 BP	0.95%	Non-Renewable Energy	United Kingdom
6 SHELL	0.76%	Non-Renewable Energy	United Kingdom
7 Tages Eckhardt Systematic Short-Term UCITS Fund GBP Founder Shares	0.72%	Non-Classified	Non-Classified
8 ASTRAZENECA	0.69%	Pharmaceuticals & Biotechnology	United Kingdom
9 UNILEVER	0.68%	Personal Care, Drug & Grocery Stores	United Kingdom
10 POLLEN STREET GROUP LIMITED	0.58%	Investment Banking & Brokerage Services	United Kingdom

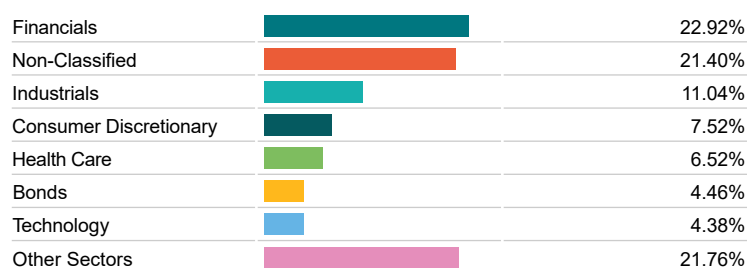
Asset Allocation



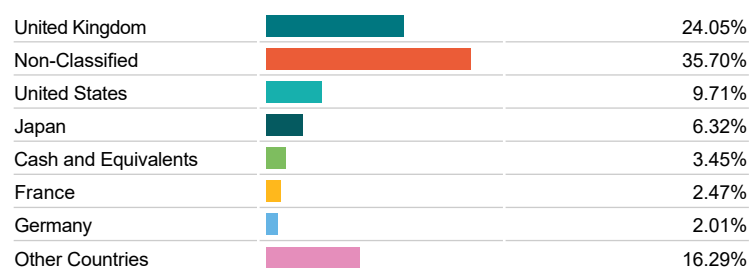
Regional Allocation



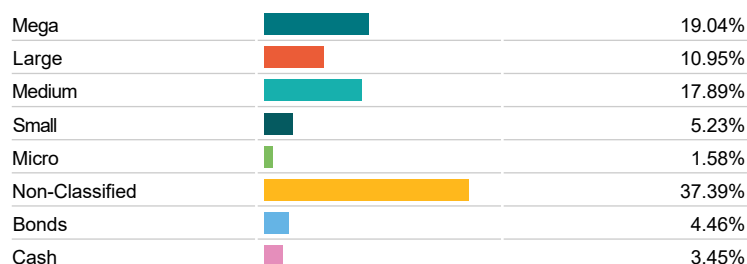
Sector Breakdown



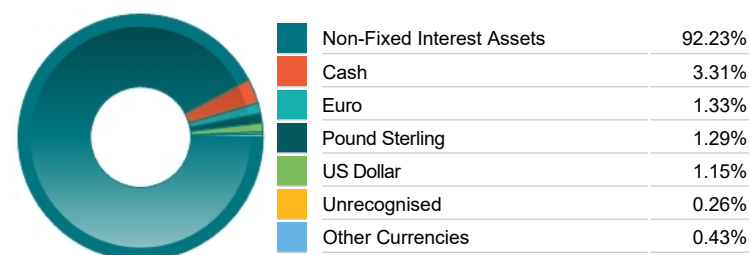
Top Country Breakdown



Breakdown By Market Cap (%)



Fixed Interest Currencies



Important Information

The Industry Classification Benchmark is a product of FTSE International Limited and has been licensed for use. "Prudential" is a trading name of The Prudential Assurance Company Limited, which is registered in England and Wales. Registered office at 10 Fenchurch Avenue, London EC3M 5AG. Registered number 15454. Authorised by the Prudential Regulation Authority and regulated by the Financial Conduct Authority and the Prudential Regulation Authority.