

Benchmark

Benchmark	MSCI Europe ex UK Index
Benchmark Category	Target
IA Sector	Europe Excluding UK

Identification Codes

Sedol Code	BMCHTN8
Mex Code	-
Isin Code	GB00BMCHTN80
Citi Code	-

Fund Overview

Mid	-
Historic yield	1.96%
Fund size (31/05/2024)	£1006.44m
Number of holdings	31
Ongoing Charges	0.45%
Launch date	29/09/1989

Fund Charges

Entry Charge	0.00%
Ongoing Charges	0.45%

Fund Background

Valuation frequency	Daily
Valuation point	12:00
Fund type	OEIC
Launch price	€0.50
Fund currency	Euro
Fund domicile	United Kingdom
ISA allowable	Yes
SIPP allowable	Yes

Dealing

Minimum Investment	-
Minimum Top Up	-
Minimum Regular Saving	-
Settlement Period: Buy	-
Settlement Period: Sell	-
Pricing Basis	None
Dealing Decimals	-

Aims

The Fund aims to provide a higher total return (the combination of capital growth and income), net of the Ongoing Charge Figure, than that of the MSCI Europe Index over any five-year period.

Performance

Fund Managers



Name: John William Olsen

Manager for: 10 years

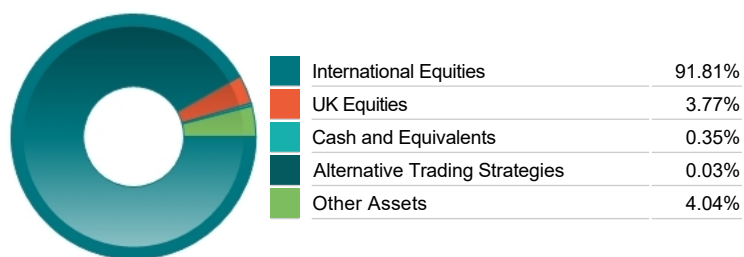
Group Details

Group name	M&G Investments
Group address	10 Fenchurch Avenue London EC3M 5AG United Kingdom
Group telephone	0800 390 390
Dealing telephone	0800 328 3196
Email	info@mandg.co.uk
Homepage	www.mandg.co.uk
Fax number	-

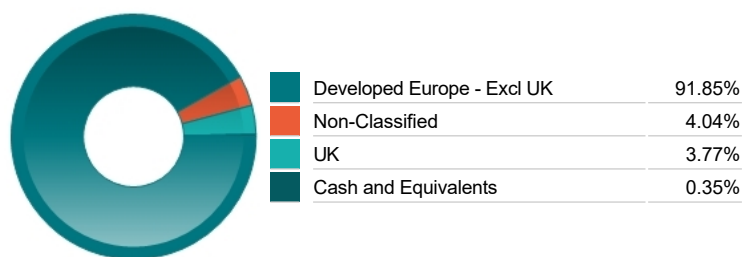
Top 10 Holdings

Name	% Weight	Sector	Country
1 NOVO NORDISK A/S	8.09%	Pharmaceuticals & Biotechnology	Denmark
2 SCHNEIDER ELECTRIC SE	5.32%	Electronic & Electrical Equipment	France
3 AIB GROUP	5.29%	Banks	Ireland
4 SAP SE	4.76%	Software & Computer Services	Germany
5 SCOUT24 SE	4.65%	Software & Computer Services	Germany
6 CTS EVENTIM AG & CO. KGAA	4.33%	Media	Germany
7 HANNOVER RUCK SE	4.32%	Non-life Insurance	Germany
8 LEGRAND	4.25%	Electronic & Electrical Equipment	France
9 NORTHERN TRUST GLOBAL FUNDS PUBLIC LIMITED COMPANY	4.04%	Managed Funds	Non-Classified
10 METSO CORPORATION	3.63%	Industrial Engineering	Finland

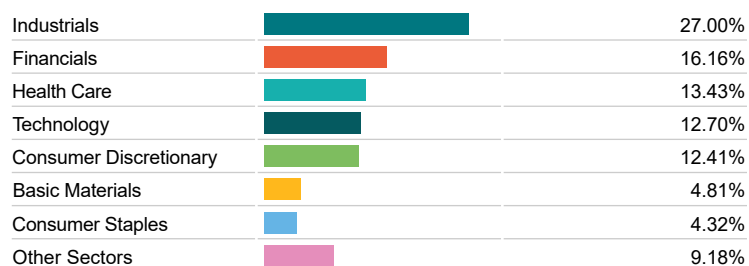
Asset Allocation



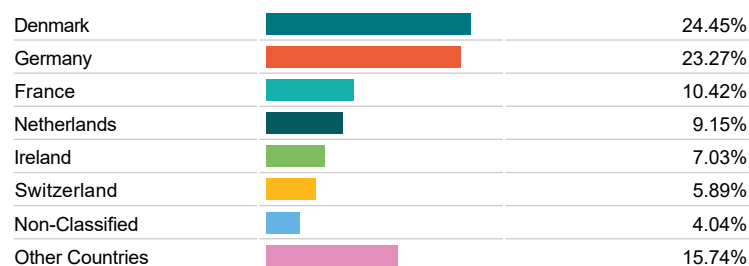
Regional Allocation



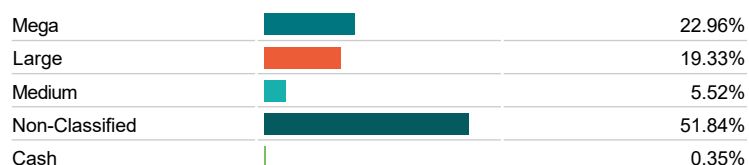
Equity Sector Breakdown



Top Country Breakdown



Breakdown By Market Cap (%)



Fixed Interest Currencies

