

Benchmark

Benchmark	MSCI Europe ex UK Index + 1.5%
Benchmark Category	-
IA Sector	Europe Excluding UK

Identification Codes

Sedol Code	0605825
Mex Code	BGEBA
Isin Code	GB0006058258
Citi Code	BG90

Fund Overview

Mid (17/04/2025)	2623.00p
Historic yield	0.29%
Fund size (28/02/2025)	£278.03m
Number of holdings	37
Ongoing Charges	0.59%
Launch date	06/01/2000

Fund Charges

Entry Charge	0.00%
Ongoing Charges	0.59%

Fund Background

Valuation frequency	Daily
Valuation point	10:00
Fund type	OEIC
Launch price	£1.00
Fund currency	Pound Sterling
Fund domicile	United Kingdom
ISA allowable	Yes
SIPP allowable	Yes

Dealing

Minimum Investment	£1000
Minimum Top Up	£0
Minimum Regular Saving	£50
Settlement Period: Buy	3 days
Settlement Period: Sell	3 days
Pricing Basis	Forward
Dealing Decimals	-

Distribution Dates

Ex dividend date(s)	Income payment date(s)
30 April	30 June

Aims

The fund aims to outperform (after deduction of costs) the MSCI Europe ex UK Index, as stated in sterling, by at least 1.5% per annum over rolling five-year periods.

Performance




Discrete performance - to last month end

	31/03/20 to 31/03/21	31/03/21 to 31/03/22	31/03/22 to 31/03/23	31/03/23 to 31/03/24	31/03/24 to 31/03/25
Fund	59.9%	-14.1%	-8.1%	6.3%	-8.9%
Sector	39.6%	4.2%	6.5%	12.3%	0.9%
Rank	6/117	121/121	124/126	112/127	116/128
Quartile	1	4	4	4	4

Annualised performance

	3 Years to 31/03/25	5 Years to 31/03/25	10 Years to 31/03/25
Fund	-3.8%	4.1%	6.6%
Sector	6.5%	11.9%	7.3%
Rank	125/126	116/117	65/94
Quartile	4	4	3

Fund Managers



Name:	Chris Davies	Chris Howarth	Stephen Paice
Manager for:	5 years, 7 months	1 years, 3 months	14 years

Ratings

FE Crown



Group Details

Group name	Baillie Gifford & Co
Group address	Calton Square 1 Greenside Row Edinburgh EH1 3AN
Group telephone	0800 917 4752
Dealing telephone	0800 917 4750
Email	trustenquiries@bailliegifford.com
Homepage	www.bailliegifford.com/intermediaries
Fax number	0131 275 3955

Important Information

- Source of portfolio data: Broadridge. Source of performance data: FE fundinfo. We can't predict the future. Past performance isn't a guide to future performance. The figures shown are intended only to demonstrate performance history of the fund, after allowing for the impact of ongoing charges, but take no account of product charges. Ongoing charges may vary in the future and may be higher than they are now. Fund performance is based upon the movement of the daily price and is shown as total return in GBP with income reinvested. The value of your client's investment can go down as well as up and the amount your client gets back may be less than they put in.
- This factsheet is for investment professionals and is for information purposes only. Should you wish to present any of this content to your client, please refer to similar pages on pru.co.uk. You should refer to your client's policy documentation and supporting brochures for fund availability, investment strategy, any product information and charges. Every care has been taken in populating this output, however it must be appreciated that neither Broadridge, Prudential nor their sources guarantee the accuracy, adequacy or completeness of this information or make any warranties regarding results from its usage.

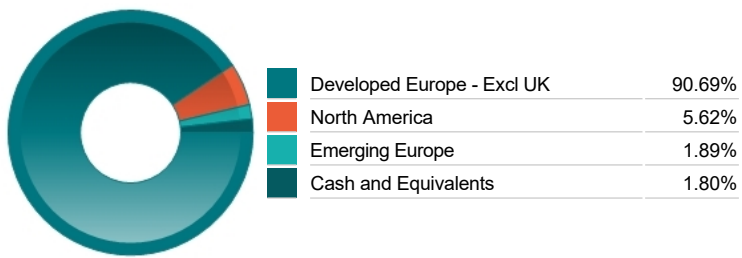
Top 10 Holdings

Name	% Weight	Sector	Country
1 TOPICUS.COM INC	5.62%	Software & Computer Services	Canada
2 DSV AS	5.47%	Industrial Transportation	Denmark
3 RYANAIR HOLDINGS PUBLIC LIMITED COMPANY	5.25%	Travel & Leisure	Ireland
4 SPOTIFY TECHNOLOGY S A	4.93%	Media	Luxembourg
5 NOVO NORDISK A/S	4.36%	Pharmaceuticals & Biotechnology	Denmark
6 SCHIBSTED ASA	4.21%	Software & Computer Services	Norway
7 PROSUS N.V.	3.62%	Software & Computer Services	Netherlands
8 ASML HOLDING N.V.	3.61%	Technology Hardware & Equipment	Netherlands
9 ADYEN N.V.	3.40%	Industrial Support Services	Netherlands
10 KINGSPAN GROUP	3.23%	Construction & Materials	Ireland

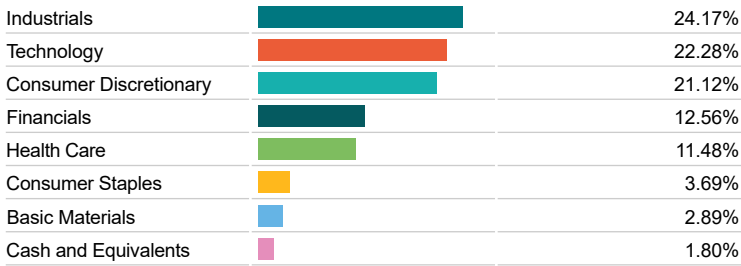
Asset Allocation



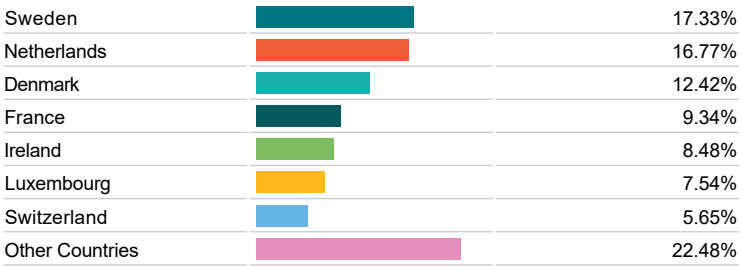
Regional Allocation



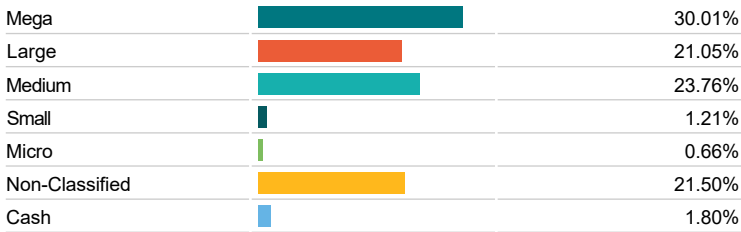
Equity Sector Breakdown



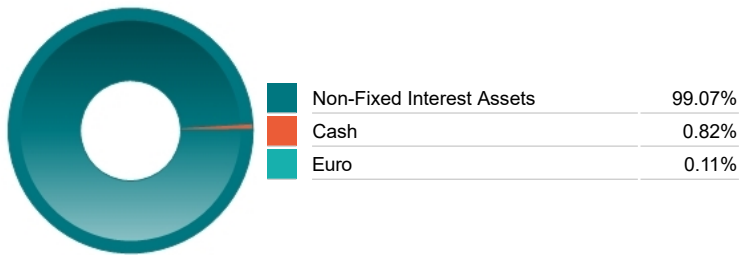
Top Country Breakdown



Breakdown By Market Cap (%)



Fixed Interest Currencies



Important Information

- The Industry Classification Benchmark is a product of FTSE International Limited and has been licensed for use.
- "Prudential" is a trading name of The Prudential Assurance Company Limited, which is registered in England and Wales. Registered office at 10 Fenchurch Avenue, London EC3M 5AG. Registered number 15454. Authorised by the Prudential Regulation Authority and regulated by the Financial Conduct Authority and the Prudential Regulation Authority.