

Benchmark

Benchmark	IA Mixed Investment 40-85% Shares Sector
Benchmark Category	Comparator
IA Sector	Mixed Investment 40-85% Shares

Identification Codes

Sedol Code	B78H4K9
Mex Code	LGPEAV
Isin Code	GB00B78H4K93
Citi Code	GH6K

Fund Overview

Mid (17/04/2025)	154.40p
Historic yield	4.33%
Fund size (31/12/2024)	£227.81m
Number of holdings	107
Ongoing Charges	0.84%
Launch date	05/11/2012

Fund Charges

Entry Charge	0.00%
Ongoing Charges	0.84%

Fund Background

Valuation frequency	Daily
Valuation point	12:00
Fund type	OEIC
Launch price	£1.00
Fund currency	Pound Sterling
Fund domicile	United Kingdom
ISA allowable	Yes
SIPP allowable	Yes

Dealing

Minimum Investment	£250000
Minimum Top Up	£25000
Minimum Regular Saving	-
Settlement Period: Buy	4 days
Settlement Period: Sell	4 days
Pricing Basis	Forward
Dealing Decimals	3

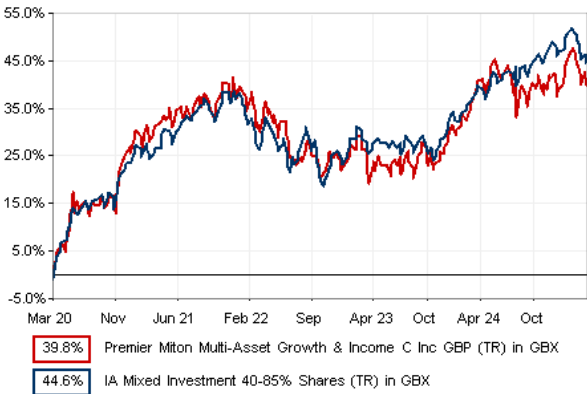
Distribution Dates

Ex dividend date(s)	Income payment date(s)
01 May	31 August
01 November	31 December

Aims

The objective of the Fund is to provide total returns comprised of capital growth and income over the long-term, being five years or more. Five years is also the minimum recommended period for holding shares in this Fund. This does not mean that the Fund will achieve the objective over this, or any other, specific time period and there is a risk of loss to the original capital invested. Income is paid twice a year as dividend distributions.

Performance



Discrete performance - to last month end

	31/03/20 to 31/03/21	31/03/21 to 31/03/22	31/03/22 to 31/03/23	31/03/23 to 31/03/24	31/03/24 to 31/03/25
Fund	30.6%	3.8%	-9.4%	14.2%	-0.3%
Sector	26.4%	5.2%	-4.5%	10.2%	3.3%
Rank	43/174	137/188	185/197	26/204	205/220
Quartile	1	3	4	1	4

Annualised performance

	3 Years to 31/03/25	5 Years to 31/03/25	10 Years to 31/03/25
Fund	1.0%	6.9%	4.3%
Sector	2.8%	7.7%	4.8%
Rank	169/197	117/174	78/110
Quartile	4	3	3

Fund Managers



Name: Anthony Rayner David Jane  
Manager for: 4 years, 2 months 4 years, 2 months

Ratings

FE Crown



Group Details

Group name	Premier Miton Investors
Group address	Eastgate Court High Street Guildford Surrey GU1 3DE
Group telephone	0845 6056363
Dealing telephone	-
Email	sales@premierfunds.co.uk
Homepage	www.premiermiton.com
Fax number	01483 300845

Important Information

- Source of portfolio data: Broadridge. Source of performance data: FE fundinfo. We can't predict the future. Past performance isn't a guide to future performance. The figures shown are intended only to demonstrate performance history of the fund, after allowing for the impact of ongoing charges, but take no account of product charges. Ongoing charges may vary in the future and may be higher than they are now. Fund performance is based upon the movement of the daily price and is shown as total return in GBP with income reinvested. The value of your client's investment can go down as well as up and the amount your client gets back may be less than they put in.
- This factsheet is for investment professionals and is for information purposes only. Should you wish to present any of this content to your client, please refer to similar pages on pru.co.uk. You should refer to your client's policy documentation and supporting brochures for fund availability, investment strategy, any product information and charges. Every care has been taken in populating this output, however it must be appreciated that neither Broadridge, Prudential nor their sources guarantee the accuracy, adequacy or completeness of this information or make any warranties regarding results from its usage.

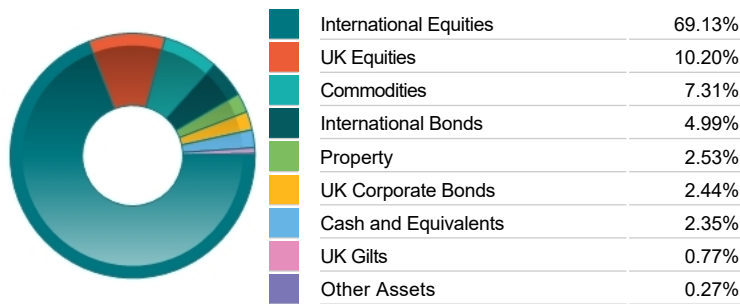
Top 10 Fund Holdings

Name	% Weight	Sector	Country
1 Invesco Markets Plc Invesco Physical Gold ETC -	5.78%	Managed Funds	Managed Funds
2 META PLATFORMS	1.87%	Software & Computer Services	United States
3 ALPHABET INC	1.81%	Software & Computer Services	United States
4 AMAZON.COM	1.72%	Retailers	United States
5 SALESFORCE.COM	1.59%	Software & Computer Services	United States
6 NETFLIX	1.58%	Media	United States
7 BOOKING HOLDINGS	1.57%	Travel & Leisure	United States
8 BOSTON SCIENTIFIC CORPORATION	1.55%	Medical Equipment & Services	United States
9 INTERNATIONAL BUSINESS MACHINES CORPORATION	1.55%	Software & Computer Services	United States
10 BRISTOL-MYERS SQUIBB CO	1.55%	Pharmaceuticals & Biotechnology	United States

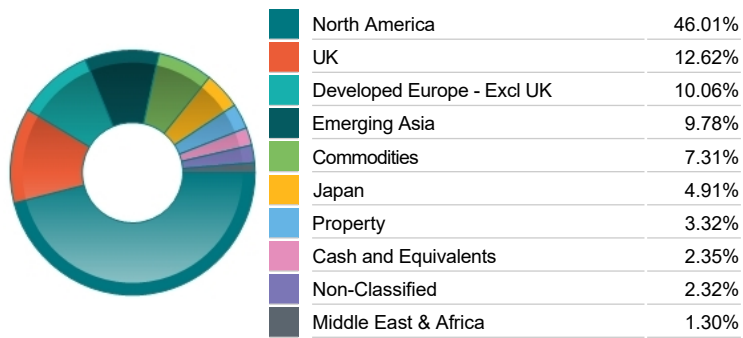
Top 10 Holdings

Name	% Weight	Sector	Country
1 META PLATFORMS	1.87%	Software & Computer Services	United States
2 ALPHABET INC	1.81%	Software & Computer Services	United States
3 AMAZON.COM	1.72%	Retailers	United States
4 SALESFORCE.COM	1.59%	Software & Computer Services	United States
5 NETFLIX	1.58%	Media	United States
6 BOOKING HOLDINGS	1.57%	Travel & Leisure	United States
7 BOSTON SCIENTIFIC CORPORATION	1.55%	Medical Equipment & Services	United States
8 INTERNATIONAL BUSINESS MACHINES CORPORATION	1.55%	Software & Computer Services	United States
9 BRISTOL-MYERS SQUIBB CO	1.55%	Pharmaceuticals & Biotechnology	United States
10 AT&T	1.55%	Telecommunications Service Providers	United States

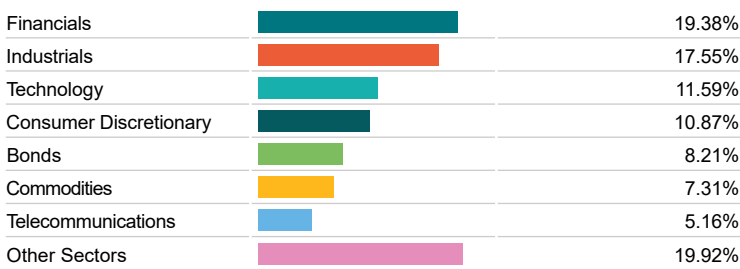
Asset Allocation



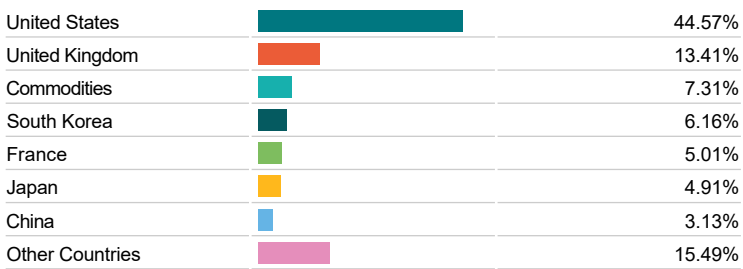
Regional Allocation



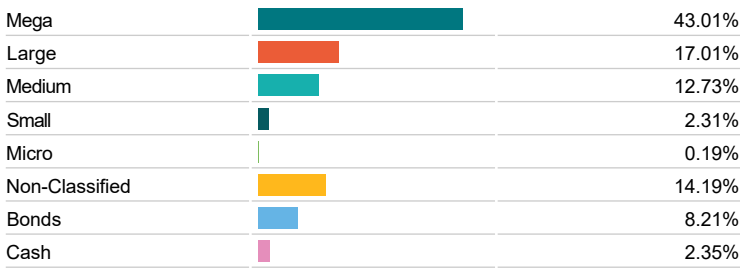
Sector Breakdown



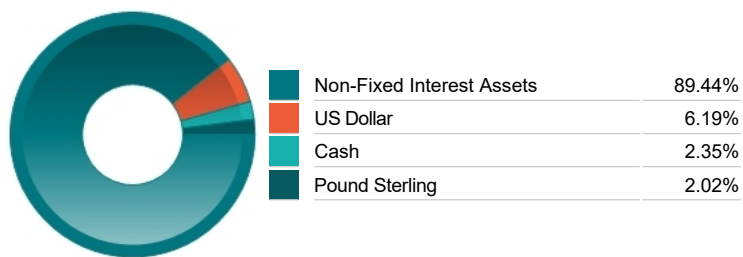
Top Country Breakdown



Breakdown By Market Cap (%)



Fixed Interest Currencies



Important Information

- The Industry Classification Benchmark is a product of FTSE International Limited and has been licensed for use.
- "Prudential" is a trading name of The Prudential Assurance Company Limited, which is registered in England and Wales. Registered office at 10 Fenchurch Avenue, London EC3M 5AG. Registered number 15454. Authorised by the Prudential Regulation Authority and regulated by the Financial Conduct Authority and the Prudential Regulation Authority.