

Benchmark

Benchmark	IA £ Strategic Bond
Benchmark Category	-
IA Sector	£ Strategic Bond

Identification Codes

Sedol Code	BXVMC98
Mex Code	-
Isin Code	GB00BXVMC989
Citi Code	MFFB

Fund Overview

Mid (23/08/2024)	128.50p
Distribution yield	4.90%
Underlying yield	4.30%
Fund size (31/07/2024)	£930.34m
Number of holdings	266
Ongoing Charges	0.70%
Launch date	19/06/2015

Fund Charges

Entry Charge	0.00%
Ongoing Charges	0.70%

Fund Background

Valuation frequency	Daily
Valuation point	12:00
Fund type	Unit Trust
Launch price	£0.24
Fund currency	Pound Sterling
Fund domicile	United Kingdom
ISA allowable	Yes
SIPP allowable	Yes

Dealing

Minimum Investment	£3000000
Minimum Top Up	£10000
Minimum Regular Saving	-
Settlement Period: Buy	4 days
Settlement Period: Sell	4 days
Pricing Basis	Forward
Dealing Decimals	4

Distribution Dates

Ex dividend date(s)	Income payment date(s)
01 January	31 January
01 February	28 February
02 March	31 March
01 April	30 April
01 May	31 May
01 May	30 June
01 July	31 July
01 August	31 August
02 September	30 September
01 October	31 October
01 November	30 November
01 December	31 December

Aims

To achieve a high yield. The Fund will invest principally in fixed interest securities including preference shares.

Performance



Discrete performance - to last month end

	31/07/19 to 31/07/20	31/07/20 to 31/07/21	31/07/21 to 31/07/22	31/07/22 to 31/07/23	31/07/23 to 31/07/24
Fund	6.9%	6.6%	-12.0%	-6.8%	8.4%
Sector	4.4%	5.1%	-8.5%	-1.6%	9.2%
Rank	18/70	29/75	69/80	79/86	53/88
Quartile	1	2	4	4	3

Annualised performance

	Annualised		
	3 Years to 31/07/24	5 Years to 31/07/24	10 Years to 31/07/24
Fund	-3.8%	0.3%	n/a
Sector	-0.5%	1.5%	2.6%
Rank	74/80	57/70	n/a
Quartile	4	4	n/a

Fund Managers



Name: Jenna Barnard
 Manager for: 13 years, 1 months

Ratings

FE Crown



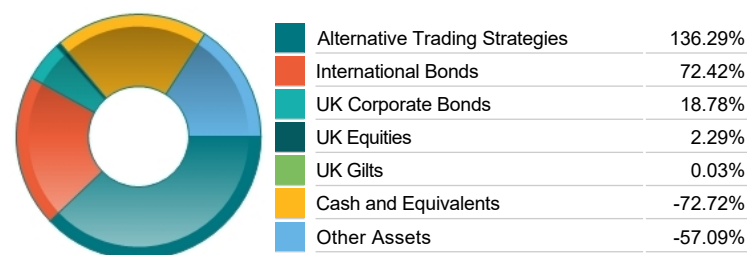
Group Details

Group name	Janus Henderson Investors
Group address	PO Box 9023 Chelmsford CM99 2WB
Group telephone	0800 832 832
Dealing telephone	0845 608 8703
Email	support@henderson.com
Homepage	www.henderson.com
Fax number	0870 888 3094

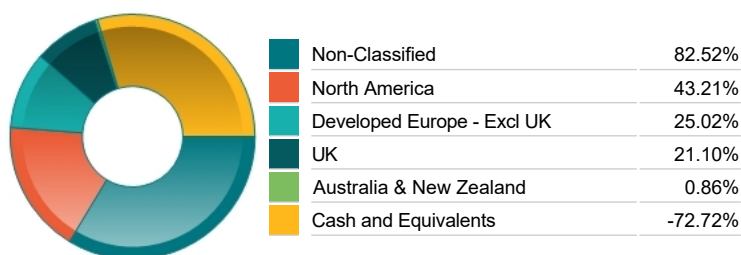
Top 10 Holdings

Name	% Weight	Sector	Country
1 LONG GILT FUTURE Sep24	15.61%	Non-Classified	Non-Classified
2 NATIONWIDE BUILDING SOCIETY	2.29%	Banks	United Kingdom
3 CANADIAN GOVERNMENT BOND 3% 01Jun34 CAD	1.79%	Bonds	Canada
4 GALAXY BIDCO LTD 6.5% 31Jul26 GBP REGS	1.58%	Bonds	Non-Classified
5 ODIDO HOLDING BV 3.75% 15Jan29 EUR REGS	1.57%	Bonds	Netherlands
6 EURO-BUND FUTURE Sep24	1.48%	Non-Classified	Non-Classified
7 SCOTTISH WIDOWS LTD 7% 16Jun43 GBP REGS	1.40%	Bonds	United Kingdom
8 ZIGGO BV 4.875% 15Jan30 USD 144A	1.28%	Bonds	Netherlands
9 TEVA PHARMACEUTICAL FINANCE NETHERLANDS II BV 4.375% 09May30 EUR	1.21%	Bonds	Netherlands
10 CO-OPERATIVE GROUP HOLDINGS 2011 LTD 7.5% 08Jul26 STEP CPN GBP REGS	1.16%	Bonds	United Kingdom

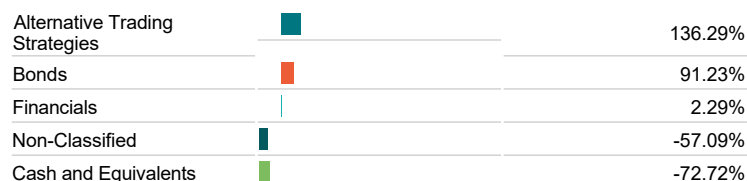
Asset Allocation



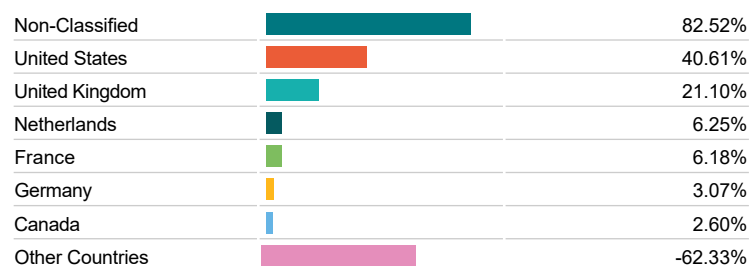
Regional Allocation



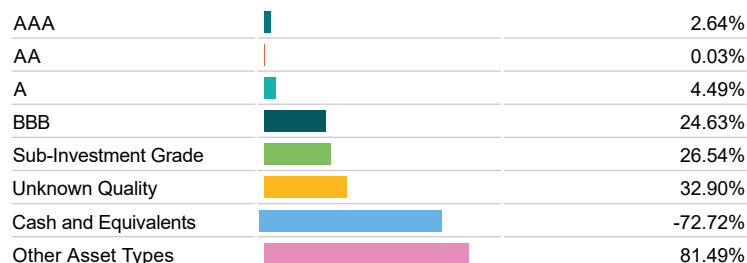
Bond Sector Breakdown



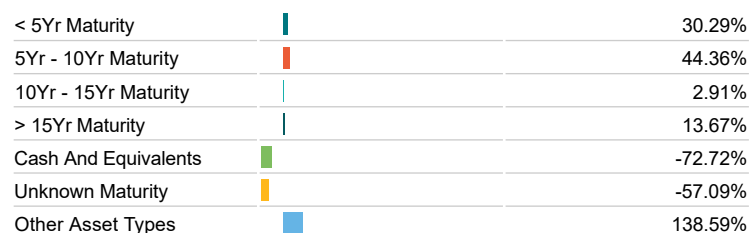
Top Country Breakdown



Fixed Interest Quality Profile



Fixed Interest Maturity Profile



Fixed Interest Currencies

