

Benchmark

Benchmark	FTSE World Series Europe ex UK (Gross Total Return) Index
Benchmark Category	-
IA Sector	Europe Excluding UK

Identification Codes

Sedol Code	B76V8C3
Mex Code	SZEURO
Isin Code	GB00B76V8C37
Citi Code	0HDD

Fund Overview

Mid (19/07/2024)	159.90p
Historic yield	2.08%
Fund size (31/05/2024)	£545.01m
Number of holdings	59
Ongoing Charges	0.92%
Launch date	30/04/1987

Fund Charges

Entry Charge	0.00%
Ongoing Charges	0.92%

Fund Background

Valuation frequency	Daily
Valuation point	12:00
Fund type	Unit Trust
Launch price	£0.50
Fund currency	Pound Sterling
Fund domicile	United Kingdom
ISA allowable	Yes
SIPP allowable	Yes

Dealing

Minimum Investment	£3000000
Minimum Top Up	£100000
Minimum Regular Saving	-
Settlement Period: Buy	4 days
Settlement Period: Sell	4 days
Pricing Basis	Forward
Dealing Decimals	2

Distribution Dates

Ex dividend date(s)	Income payment date(s)
16 January	15 March

Aims

The fund's investment objective is to achieve capital growth through investment in European stock markets, excluding the UK. The core of investment will be in the larger market capitalisation stocks in the major European markets. The remainder of the portfolio will consist of investments in medium market capitalisation stocks and those drawn from the smaller European markets. The fund may also invest in a wide range of investments including transferable securities, collective investment schemes, warrants and money market instruments.

Performance



Discrete performance - to last month end

	30/06/19 to 30/06/20	30/06/20 to 30/06/21	30/06/21 to 30/06/22	30/06/22 to 30/06/23	30/06/23 to 30/06/24
Fund	3.2%	20.7%	-10.9%	10.7%	12.5%
Sector	0.9%	23.7%	-12.6%	18.4%	11.7%
Rank	35/128	97/130	50/135	125/140	64/141
Quartile	2	3	2	4	2

Annualised performance

	Annualised		
	3 Years to 30/06/24	5 Years to 30/06/24	10 Years to 30/06/24
Fund	3.5%	6.7%	7.7%
Sector	4.9%	7.6%	8.0%
Rank	102/135	91/128	62/97
Quartile	4	3	3

Fund Managers



Name: Martin Skanberg
 Manager for: 18 years, 1 months

Ratings

FE Crown



Group Details

Group name	Schroder Unit Trusts Limited
Group address	1 London Wall Place, London, EC2Y 5AU United Kingdom
Group telephone	0800 718 777
Dealing telephone	0800 718 788
Email	investorservices@schroders.com
Homepage	www.schroders.co.uk
Fax number	0870 043 4080

Important Information

- Source of portfolio data: Broadridge. Source of performance data: FE fundinfo. We can't predict the future. Past performance isn't a guide to future performance. The figures shown are intended only to demonstrate performance history of the fund, after allowing for the impact of ongoing charges, but take no account of product charges. Ongoing charges may vary in the future and may be higher than they are now. Fund performance is based upon the movement of the daily price and is shown as total return in GBP with income reinvested. The value of your client's investment can go down as well as up and the amount your client gets back may be less than they put in.
- This factsheet is for investment professionals and is for information purposes only. Should you wish to present any of this content to your client, please refer to similar pages on pru.co.uk. You should refer to your client's policy documentation and supporting brochures for fund availability, investment strategy, any product information and charges. Every care has been taken in populating this output, however it must be appreciated that neither Broadridge, Prudential nor their sources guarantee the accuracy, adequacy or completeness of this information or make any warranties regarding results from its usage.

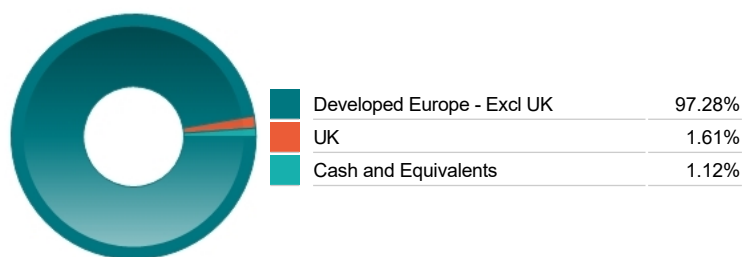
Top 10 Holdings

Name	% Weight	Sector	Country
1 ASML HOLDING N.V.	6.32%	Technology Hardware & Equipment	Netherlands
2 ROCHE HLDG AG	4.28%	Pharmaceuticals & Biotechnology	Switzerland
3 KONINKLIJKE PHILIPS N.V.	3.53%	Medical Equipment & Services	Netherlands
4 AIRBUS SE	3.53%	Aerospace & Defence	Netherlands
5 COMPAGNIE FINANCIERE RICHEMONT SA	3.30%	Personal Goods	Switzerland
6 SANDOZ GROUP AG	3.08%	Pharmaceuticals & Biotechnology	Switzerland
7 SAAB AKTIEBOLAG	2.96%	Aerospace & Defence	Sweden
8 KNORR BREMSE AG	2.77%	Industrial Transportation	Germany
9 SAP SE	2.72%	Software & Computer Services	Germany
10 INFINEON TECHNOLOGIES AG	2.66%	Technology Hardware & Equipment	Germany

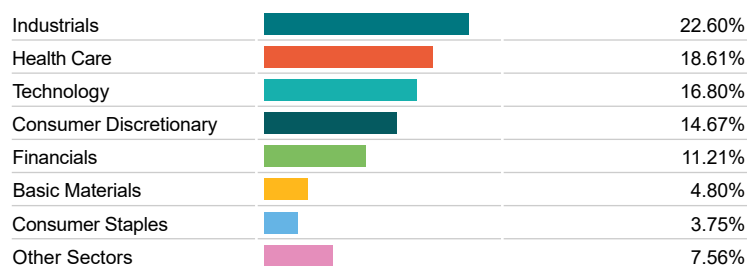
Asset Allocation



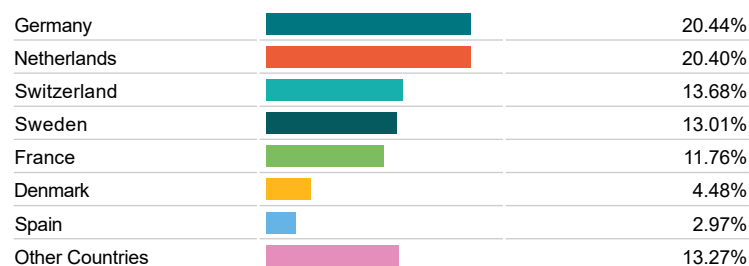
Regional Allocation



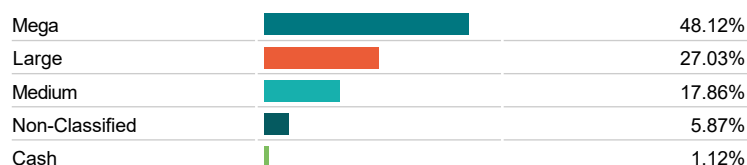
Equity Sector Breakdown



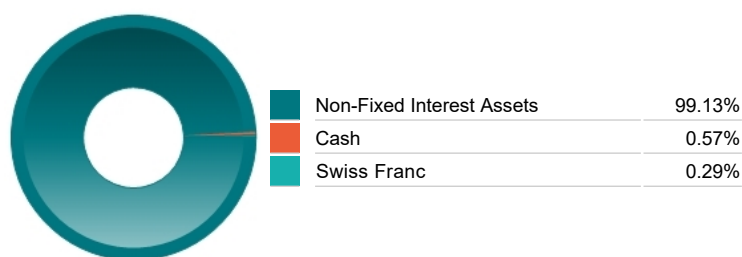
Top Country Breakdown



Breakdown By Market Cap (%)



Fixed Interest Currencies



Important Information

- The Industry Classification Benchmark is a product of FTSE International Limited and has been licensed for use. "Prudential" is a trading name of The Prudential Assurance Company Limited, which is registered in England and Wales. Registered office at 10 Fenchurch Avenue, London EC3M 5AG. Registered number 15454. Authorised by the Prudential Regulation Authority and regulated by the Financial Conduct Authority and the Prudential Regulation Authority.

Commentary

Not Applicable

Important Information

- "Prudential" is a trading name of The Prudential Assurance Company Limited, which is registered in England and Wales. Registered office at 10 Fenchurch Avenue, London EC3M 5AG. Registered number 15454. Authorised by the Prudential Regulation Authority and regulated by the Financial Conduct Authority and the Prudential Regulation Authority.