

Benchmark

Benchmark	Topix (GBP, GDTR)
Benchmark Category	-
IA Sector	Japan

Identification Codes

Sedol Code	B0119B5
Mex Code	4SAACB
Isin Code	GB00B0119B50
Citi Code	ZJ65

Fund Overview

Mid (23/08/2024)	271.80p
Historic yield	2.03%
Fund size (30/06/2024)	£2226.34m
Number of holdings	49
Ongoing Charges	0.90%
Launch date	31/01/2006

Fund Charges

Entry Charge	0.00%
Ongoing Charges	0.90%

Fund Background

Valuation frequency	Daily
Valuation point	12:00
Fund type	ICVC
Launch price	-
Fund currency	Pound Sterling
Fund domicile	United Kingdom
ISA allowable	Yes
SIPP allowable	Yes

Dealing

Minimum Investment	£500000
Minimum Top Up	£1000
Minimum Regular Saving	-
Settlement Period: Buy	4 days
Settlement Period: Sell	4 days
Pricing Basis	Forward
Dealing Decimals	3

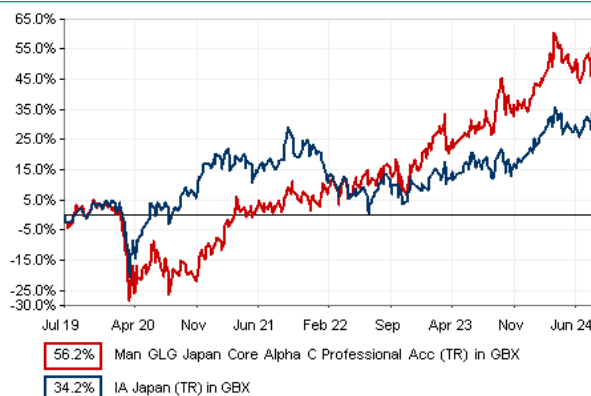
Distribution Dates

Ex dividend date(s)	Income payment date(s)
01 June	31 July

Aims

The objective of the Fund is to achieve capital growth through investing in the quoted securities of companies operating in Japan.

Performance




Discrete performance - to last month end

	31/07/19 to 31/07/20	31/07/20 to 31/07/21	31/07/21 to 31/07/22	31/07/22 to 31/07/23	31/07/23 to 31/07/24
Fund	-26.3%	37.3%	12.3%	17.3%	17.1%
Sector	-3.0%	18.7%	-4.3%	7.6%	13.2%
Rank	92/92	6/94	2/97	17/101	34/102
Quartile	4	1	1	1	2

Annualised performance

	Annualised		
	3 Years to 31/07/24	5 Years to 31/07/24	10 Years to 31/07/24
Fund	15.6%	9.3%	10.1%
Sector	5.2%	6.1%	8.8%
Rank	9/97	21/92	14/65
Quartile	1	1	1

Fund Managers



Name:	Emily Badger	Stephen Harget	Jeff Atherton	Adrian Edwards
Manager for:	1 years, 7 months	1 years, 7 months	13 years, 5 months	10 years, 1 months

Ratings

FE Crown



Group Details

Group name	Man Group
Group address	Riverbank House 2 Swan Lane London EC4R 3AD
Group telephone	020 7144 1000
Dealing telephone	-
Email	salesoperations@man.com
Homepage	www.man.com
Fax number	-


Important Information

- Source of portfolio data: Broadridge. Source of performance data: FE fundinfo. We can't predict the future. Past performance isn't a guide to future performance. The figures shown are intended only to demonstrate performance history of the fund, after allowing for the impact of ongoing charges, but take no account of product charges. Ongoing charges may vary in the future and may be higher than they are now. Fund performance is based upon the movement of the daily price and is shown as total return in GBP with income reinvested. The value of your client's investment can go down as well as up and the amount your client gets back may be less than they put in.
- This factsheet is for investment professionals and is for information purposes only. Should you wish to present any of this content to your client, please refer to similar pages on pru.co.uk. You should refer to your client's policy documentation and supporting brochures for fund availability, investment strategy, any product information and charges. Every care has been taken in populating this output, however it must be appreciated that neither Broadridge, Prudential nor their sources guarantee the accuracy, adequacy or completeness of this information or make any warranties regarding results from its usage.

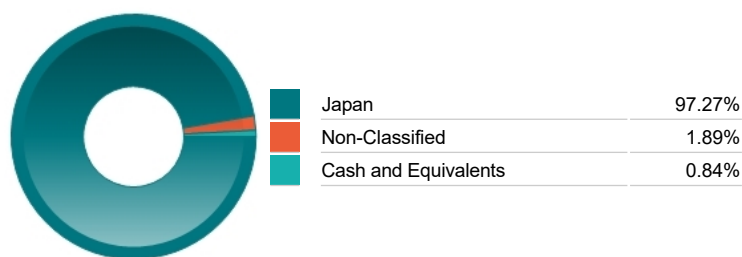
Top 10 Holdings

Name	% Weight	Sector	Country
1 MIZUHO FINANCIAL GROUP	5.34%	Banks	Japan
2 SUMITOMO MITSUI TRUST HOLDINGS	5.28%	Banks	Japan
3 JAPAN POST HOLDINGS CO.	4.09%	Life Insurance	Japan
4 SEVEN & I HOLDINGS CO.	4.08%	Personal Care, Drug & Grocery Stores	Japan
5 SONY CORP	3.99%	Leisure Goods	Japan
6 SOFTBANK GROUP CORP.	3.94%	Telecommunications Service Providers	Japan
7 NIPPON TELEGRAPH AND TELEPHONE CORPORATION	3.75%	Telecommunications Service Providers	Japan
8 NISSAN MOTOR CO.	3.62%	Automobiles & Parts	Japan
9 MITSUBISHI ESTATE CO.	3.53%	Real Estate Investment & Services	Japan
10 DAI-ICHI LIFE HLDGS INC	3.46%	Life Insurance	Japan

Asset Allocation



Regional Allocation



Equity Sector Breakdown

Financials	27.07%
Consumer Discretionary	24.18%
Industrials	12.85%
Telecommunications	10.75%
Consumer Staples	5.51%
Basic Materials	5.13%
Real Estate	4.89%
Other Sectors	9.61%

Top Country Breakdown

Japan	97.27%
Non-Classified	1.89%
Cash and Equivalents	0.84%

Breakdown By Market Cap (%)

Mega	41.15%
Large	45.30%
Medium	8.94%
Non-Classified	3.76%
Cash	0.84%

Important Information

- The Industry Classification Benchmark is a product of FTSE International Limited and has been licensed for use. "Prudential" is a trading name of The Prudential Assurance Company Limited, which is registered in England and Wales. Registered office at 10 Fenchurch Avenue, London EC3M 5AG. Registered number 15454. Authorised by the Prudential Regulation Authority and regulated by the Financial Conduct Authority and the Prudential Regulation Authority.